

HARI VIDYA BHAWAN


WORKSHEET -2

CLASS – NURSERY

SUBJECT- MATHS

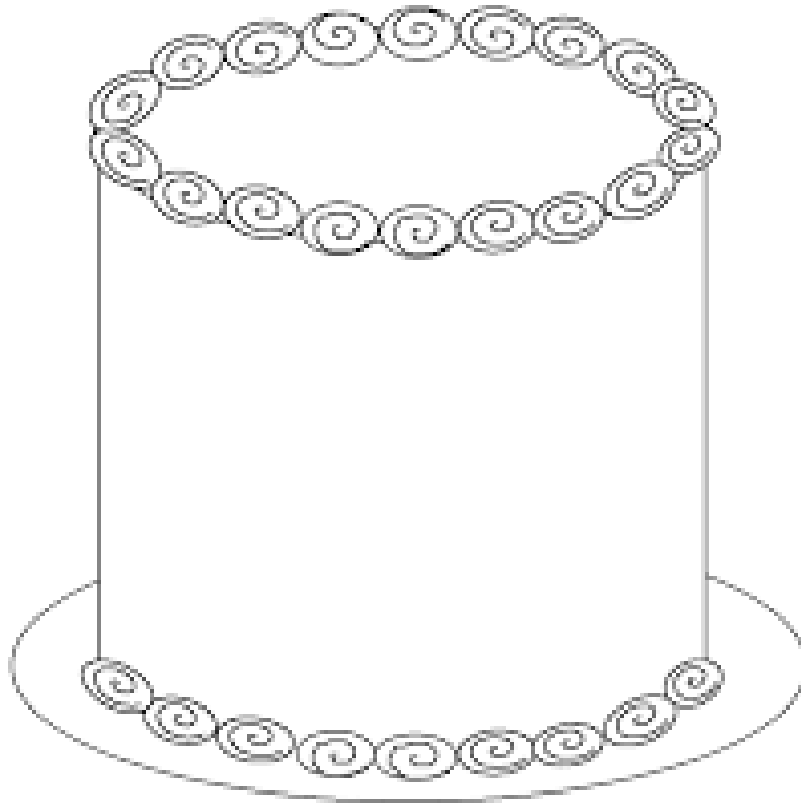
DATE – 31.03.2020

Q1. Trace number 1.




The image shows a worksheet for tracing the number 1. At the top, there is a large vertical bar representing the number 1. To its right is a line drawing of an elephant. Below these are six rows of handwriting practice lines. Each row consists of a solid top line, a dashed middle line, and a solid bottom line, with vertical lines dividing the rows into columns.

Q2. Draw one candle and colour the cake.



©2010 www.123drawing.com


Q3. Trace the circle and colour it.



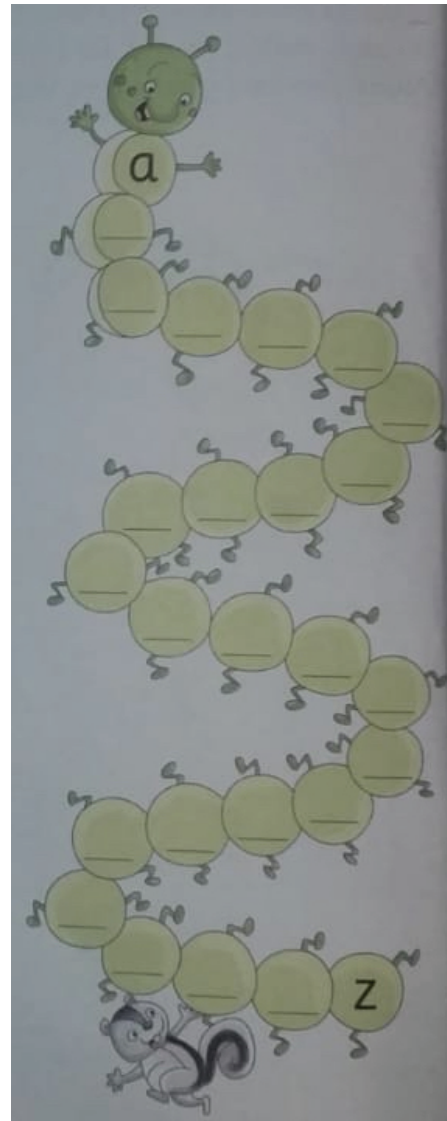
HARI VIDYA BHAWAN  
WORKSHEET - 1  
CLASS - K.G  
SUBJECT - ENGLISH  
CH -1 Our Alphabet Caterpillar

Date - 31/ 03/ 2020

What lovely balloons!



Fill up the caterpillar in the correct order.



**(Preventive Measures for Corona Virus)**

- Wash your Hands regularly for 20 seconds at least.
- Don't shake Hands
- Do Namaste
- Stay at Homes

# HARI VIDYA BHAWAN

CLASS—K.G

## SUBJECT—MATHS WORKSHEET (1)

DATE:31/03/20

Q1) ORAL COUNTING 1 TO 100.

Q2) FILL UP THE MISSING NUMBERS.

:23\_\_25\_\_27\_\_29\_\_

:\_\_51\_\_53\_\_55\_\_57

:2\_\_4\_\_6\_\_8\_\_10


:\_\_33\_\_35\_\_37\_\_

Q3) COUNT AND WRITE:

1)  = \_\_\_\_\_



2)  = \_\_\_\_\_

3)  = \_\_\_\_\_

4)  = \_\_\_\_\_

Q4) FILL PINK COLOUR IN STAR SHAPE AND

BLUE COLOUR IN CIRCLE SHAPE:



**HARI VIDYA BHAWAN**  
**WORKSHEET – 01**  
**CLASS – I**  
**SUBJECT – ENGLISH**  
**CH- 1 ( Let's Get Ready )**

**DATE- 31-03-2020**

**Q-1.** Write the things starts with these letters:-

- i.     **A**    -----
- ii.    **B**    -----
- iii.   **C**    -----
- iv.    **D**    -----
- v.     **E**    -----

**Q-2.** Lable the pictures:-



shutterstock.com • 158989157





-----

-----



-----

**HARI VIDYA BHAWAN**  
**WORKSHEET - 01**  
**CLASS – I**  
**SUBJECT – MATHS**  
**CH- 1 ( Shapes and space)**

**DATE-31-03-2020**

**Q-1.** Colour the rectangle green , the triangle red , the square blue , and the circle orange.


a)



b)



c)



d)



**Q-2.** Draw the pictures of different shapes-( circle , rectangle, triangle , square )

**HARI VIDYA BHAWAN**  
**WORKSHEET -NO -1(With Answers)**  
**CHAPTER NO-1(EMILY MAKES FRIENDS)**  
**SUBJECT-ENGLISH**  
**CLASS-II**

**DATE:-31-03-2020**

**Q1) Look at these pictures and list their special features**



**(a) This is a bird. It has -----.**



**(b) This is a fish. It has -----.**



**© This is a tortoise. It has -----.**

**Answers:- (a) Wings (b) Gills © Shell**

**Q2) Write the meaning of the following words.**

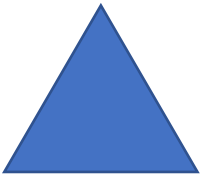
- (i) Alone – without anyone.**
- (ii) Dive – to jump head first into water.**
- (iii) Shell – a hard outer covering on some animals.**
- (iv) Bumps- to accidentally knock into someone or something.**
- (v) Trunk – an elephant’s nose.**
- (vi) Sprays – to below water in the form of tiny drops.**





Hari vidya bhawan  
Class-2  
Sub-Maths  
Ch-1 shapes,lines and shadows  
Worksheet-1  
Date-31-03-2020

Q.1 Identify the shapes.



Q.2 draw the difference shapes and colour it.

**HARI VIDYA BHAWAN**  
**Ch-1 ( PLAYTIME)**  
**ENGLISH (WORKSHEET-1)**  
**CLASS-III**

**Date: 31-3-2020**

Q1. Read the passage and answer the following questions:

Rain,rain,rain! How it did rain! The great drops ran down the glass in streams.Mohan, Afzal and little Noorie watched it for a long time. "Oh dear!" they said at last,"Do you think it will ever stop raining? We want to go out and play !"

Mohan had an idea! "Why don't we go up to the attic and play?"he asked.

The other two thought it was a wonderful plan! Off the three friends went, running up the wooden stairs with their noisy feet . They found three old brooms, and began to play 'Soldier'- Mohan first, then Noorie, with Afzal last of all. The attic wasn't very large; but the children made space to play.

1. Find out the meaning of the following words:

- a) Great-
- b) Brooms-
- c) Noisy feet-
- d) Attic-

2. Name out all the children in the passage.

3. Complete these sentences:

- a) The children did not go out to play because\_\_\_\_\_.
- b) The first game they decided to play was\_\_\_\_\_.

4. Write the opposite of the following words:

a) Large-

b) Old-

c) Down-

d) Out-

5. Fill in the missing letters:

a) R\_INI\_G

b) P\_AY

HARI VIDYA BHAWAN

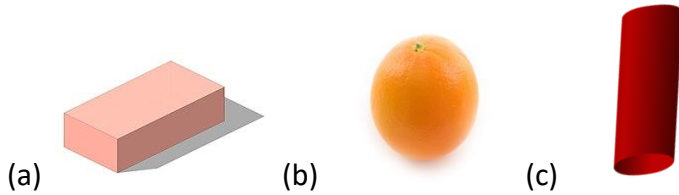
CHAPTER – 1 (Shapes)  
MATHEMATICS (Worksheet– 2)  
Class – 3<sup>rd</sup>

Date: 31-3-2020


Q1. Complete the table by writing the missing numbers and shapes.

Object	Shape	Number of faces	Number of edges	Number of vertices
Geometry box	Cuboid		12	
Ball		1(curved)		
Cylindrical tin		3(2flat and 1 curved)		0
Conical cap	Cone		1(curved)	1

Q2. Circle the solid object that has no edges:



Q3. Circle the solid objects that have curved edges:



Q4.

Fun time

Make a pen stand by using waste material.

NOTE: Stay home, stay safe.

# Hari Vidya Bhawan

Subject- English (worksheet - 5)

Class- IV

Chapter - 1

Learning to share

Date : 31.03.2020

Q1. Read the passage and answer the questions.

Christmas was approaching. Mamma was due home any moment. Meg got up to light the lamp. Jo picked up her slippers and brought them nearer to the **blaze**.

"They are quite worn out. Mamma must have a new pair."

"Let's each get her something for Christmas."

Meg said, "I will get her a pair of gloves."

"Army shoes," cried Jo. "Handkerchief," said Beth

"A little bottle of **cologne**", added Amy.

On Christmas morning, the girls woke up to beautifully covered books under their pillows. The girls were **delighted!**

Mamma was both surprised and touched. She smiled with her eyes full. "Merry Christmas, my children! Now, I would like to tell you something before we begin our breakfast. Here lies a poor woman with six children, and the oldest boy came to tell me that they were dying of hunger and cold. My girls will you give them your breakfast as a Christmas present?"

Q1. Why do the girls think that Mamma should have a new pair of shoes?

Q2. What do the girls decide to get for their Mamma?

Q3. What gifts did the girls receive?

Q4. What did Mamma want the family to do with their Christmas breakfast?

Q5. Write meaning of these words.

- Blaze-
- Cologne-
- Delighted-

## Creative writing

- What are the symptoms of Coronavirus?

**HARI VIDYA BHAWAN**  
**CLASS-4**  
**SUBJECT – MATHEMATICS**  
**Ch-1 LARGE NUMBERS (EX-1.1)**  
**WORKSHEET No.1**

**Date: 31-03-2020**

Q1) Tick (✓) the correct option of the given number and put the comma to the appropriate place in the number (one has been done for you).

a) 23,098

\*Twenty three thousand nine hundred eighty.

✓Twenty three thousand ninety eight.

b) 210987

• Two lakh ten thousand nine hundred eighty seven.

• Two lakh ten thousand ninety eight.

c) 110000

• Eleven thousand

• One lakh ten thousand

d) 200007

• Two lakh seven

• Two lakh seventy.

Q2) Choose the correct option from the box.

42,600	1	74,999	8,99,999	8,72,340
--------	---	--------	----------	----------

- a) 75,000 comes right after \_\_\_\_\_
- b) 42,599 comes right before \_\_\_\_\_
- c) 8, 72,339 comes right before \_\_\_\_\_
- d) 9, 00,000 comes right after \_\_\_\_\_
- e) Largest 5 digit number + \_\_\_\_\_ = Smallest 6 digit number.

Q3) Look at the expanded form of the numbers. Write their standard form (one has been done for you).

a)  $60,000 + 8,000 + 40 + 8 = \underline{68,048}$

b)  $3,00,000 + 50,000 + 9,000 + 80 + 2 = \underline{\hspace{2cm}}$

c)  $7,00,000 + 70,000 + 8,000 + 7 = \underline{\hspace{2cm}}$

# Do practice of the place value chart with periods. Draw these table 2 times in your copy.

### **PLACE VALUE CHART**

LAKHS PERIOD	THOUSANDS PERIOD		ONES PERIOD		
Lakhs ( L )	Ten thousands ( TTh )	Thousands ( Th )	Hundreds ( H )	Tens ( T )	Ones ( O )
1	0	0	0	0	0





# Hari Vidya Bhawan

Subject- English (worksheet - 5)

Class- V

Chapter - 1

Louisa's Story

Date : 31.03.2020

Q1. Read the passage and answer the questions.

Once upon a time, there were four little girls who lived in a big house in the **countryside**. The girl had a wise father who told them lovely stories. They also had a big **barn**.

One of the girls was named Louisa. She was pretty, strong and had a **remarkable** brain. She liked to make up stories of her own and write poems too.

The girls would wake up early in the morning. When they had finished their lessons, they would help their mother set the table for breakfast. After that, they play their favourite game- Pretend Play.

Q1. Read the questions and choose the correct option.

- (a) Where did Louisa's family live?
- In countryside
  - In forest
- (b) What would the girls do after finishing their lessons?
- Help their father in the farm
  - Help their mother set the table for breakfast.
- (c) What was the children's favourite game?
- Hide-and-Seek
  - Pretend Play

Q2. Write three adjectives to describe Louisa's character.

Q3. Where did Louisa's family live?

Q4. Write meaning of these words.

- Countryside
- Barn
- Remarkable

## Creative writing

- What are the symptoms of Coronavirus?

**HARI VIDYA BHAWAN**

**CHAPTER – 1 (Large Numbers)**  
**MATHEMATICS (Worksheet–2)**  
**Class – 5<sup>th</sup>**

**Date: 31-3-2020**

Q1. Write the number names in figure:

- (1) Eight crore sixty-seven lakh twenty thousand \_\_\_\_\_.
- (2) Eighty-five lakh three thousand four hundred five \_\_\_\_\_.
- (3) Thirty-six crore thirty-six thousand thirty-six \_\_\_\_\_.
- (4) Fourteen lakh four thousand twenty \_\_\_\_\_.

Q2. Write each number in the place value chart according to the Indian system of numeration.

- (a) 48,52,340                      (b) 67,89,088                      (c) 7,87,32,098

Q3. Reverse the order of digits in each number. Write the new number in both numerals and words.

- (i) 35,20,341                      (ii) 2,34,79,906                      (iii) 72,01,119

Q4.

**Fun time**

- Make a pen stand by using waste material.

**NOTE: Stay home , Stay safe.**