

HARI VIDYA BHAWAN

Worksheet :- 6

CLASS :- NURSERY

SUBJECT :- MATHS


TOPIC :- SHAPES

Date :- 29th April 21 / Day :- Thursday.

Instructions :-

- Please note from now onwards all worksheet should be completed in notebook of respective subject.
- These worksheet will be considered as your periodic test, mark will be given on completion else you will have to appear for pen paper test ones the school reopens.
- Read every topic which will be given in worksheet of the chapter from your course book.
- All the students must purchase course books as it will enable you to understand the chapter.
- All queries regarding worksheet shall be resolved from 8:00 am to 1:30 pm.
- Watch the video of Topic – Shapes given in Pearson App.

LEARNING TIME



Hello friends,

I am **circle**. I have a **round shape**. I have **no corner or edges**.

Do this work in your Course book.

Unit-2

Shapes

Circle


A. Trace and colour the dotted lines to complete the circles.

B. Cross (x) out the thing which does not look like a circle.

I am a circle
Big and round
Here and there
Rolling around!

Do this work in your Maths Application book.

Activity time



HARI VIDYA BHAWAN

Worksheet - 6

CLASS :- K.G.

SUBJECT :- Maths

TOPIC :- NUMBERS

Date :- 29th April 21 / Day - Thursday.

Instructions :-

- Please note from now onwards all worksheet should be completed in notebook of respective subject.
- These worksheet will be considered as your periodic test, mark will be given on completion else you will have to appear for pen paper test ones the school reopens.
- Read every topic which will be given in worksheet of the chapter from your course book.
- All the students must purchase course books as it will enable you to understand the chapter.
- All queries regarding worksheet shall be resolved from 8:00 am to 1:30 pm.
- Watch the video of chapter -3 given in Pearson App.

DO THIS WORK IN YOUR MATHS APPLICATION BOOK – A

Backward Counting Number—A Programme for Early Years
Numeracy Assessment Book A
[Date]


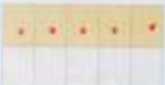

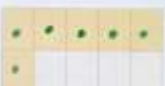





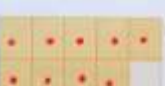


Write backward counting from 20 to 1.

Join the dots from 20 to 1 and complete the picture.

LEARNING TIME

Draw dots to make numbers from 11 to 20. One has been done for you. Trace the numbers on the side.

	10 and 1 more is	
	10 and 2 more is	
	10 and 3 more is	
	10 and 4 more is	

		10 and 5 more is 15
		10 and 6 more is 16
		10 and 7 more is 17
		10 and 8 more is 18
		10 and 9 more is 19
		10 and 10 more is 20

Missing Numbers

Write numbers 1 to 20.
T O T O

Write the missing numbers.

1	11
○	12
3	○
4	○
○	15
○	16
7	○
○	18
9	○
○	20

Note – Do pg no – 17 and 19 in your Maths course book.

HARI VIDYA BHAWAN

Worksheet -3

Class-1

Subject-computer

Chapter -2 (computer -Its parts)

Date-29/04/21

INSTRUCTIONS:

- Please note from now onwards all worksheets should be completed in notebook of respective subjects.
- These worksheets will be considered as your periodic test mark will be given on computation else you will have to appear for pen paper test once the school reopen.
- Read every topic which will be given in worksheet of the chapter from course book.
- All student must purchase course book as it will enable you to understand the chapter.
- All queries regarding worksheets shall be resolved from 8:00 am to 1:30pm.

D. Application Based Question.

The computer teacher asked Rahul if he has seen anything at home, which resembles the computer monitor. What is it?


Television

Activity Section


Activity Reasoning

Match the symbol with alphabet and write the names of different parts of computer.


☺	⚙️	💧	✖️	★	☾	❖	⌘	🎯	✚	⊞	↕	↩️	🕒	□	➡️
O	M	I	N	E	A	R	T	C	U	S	B	D	P	K	Y




⚙️	☺	✚	⊞	★
M	O	U	S	E



□	★	➡️	↕	☺	☾	❖	↩️
K	E	Y	B	O	A	R	D



⚙️	☺	✖️	💧	⌘	☺	❖
M	O	N	I	T	O	R



🎯	🎯	✚
C	P	U

PM PUBLISHERS PVT. LTD.

18

On the computer complete

Activity Missing Part

Find the missing part of each of the following computers and write its name in the space given below.



Keyboard



CPU




MOUSE

Activity Fun

Class Ankit found some
Also,

Activity Fun

On the way from the waterfall to the village, Ankit found some computer parts hidden in the forest. Find out and circle them. Also, complete their names.



HARI VIDYA BHAWAN

CLASS – 1

SUBJECT – VALUE EDUCATION

WORKSHEET – 4

CHAPTER – 3 FRIENDSHIP

Date – 29-04-2021

Instructions:-

- * Please note from now onwards all worksheet should be completed in Notebook of respective subjects.
- * These worksheet will be considered as your periodic test, marks will be given on computation else you will have to appear for pen paper test ones the school reopen.
- * Read every topic which will be given in worksheet of the chapter from your course book.
- * All students must purchase course book as it will enable you to understand the chapter.
- * All queries regarding worksheet shall be resolved from 8:00 a.m. to 3:00 p.m.
- * Watch the video of chapter given in the Next Curriculum App

FRIENDSHIP

Q1) How did Simba feel when Pintu woke him up from his sleep?

Ans. Simba was very angry.

Q2) 'Seeing Pintu scared, Simba let him go.' How would you describe Simba ?

Ans. Simba was kind.

Q3) What did Pintu used to cut the net ?

Ans. Pintu used his sharp teeth to cut the net.

Q4) Pintu kept his promise to Simba. Do you think Pintu is a good friend?

Ans. Yes, Pintu is a good friend.

HARI VIDYA BHAWAN

CLASS :-2nd

SUBJECT :-E.V.S

TOPIC :- HOUSES AROUND US

WORKSHEET - 6

Date :- 29th April 21 / Day :-Thursday

Instructions :-

- Please note from now onwards all worksheet should be completed in notebook of respective subject.
- These worksheet will be considered as your periodic test, mark will be given on completion else you will have to appear for pen paper test ones the school reopens.
- Read every topic which will be given in worksheet of the chapter from your course book.
- All the students must purchase course books as it will enable you to understand the chapter.

All queries regarding worksheet shall be resolved from 8:00 am to 1:30

Q1- Fill in the blanks:-

- (a) Houses made of stones, cement, wood and bricks are known as permanent houses.
- (b) A building with many storeys is known as a multi-storeyed building
- (c) Houses that are attached to the ground are known as pucca houses.
- (d) A single or double-storey house with a lawn is known as a bungalow

Q2- Matching:-

Column A	Column B
Caravans	houses built in cold regions
Houseboats	houses built on wooden poles
Igloos	houses on wheels
Stilt houses	houses built with canvas
Tents	houses that float on water

Q3- What is an igloo?

Ans- Igloo is a dome-shaped house made of snow blocks.

Q4- What is permanent house?

Ans- Permanent house are those which are fixed to the ground and cannot be moved. All kutchha and pucca houses are permanent houses.

Q5- Why is a roof important for a house?

Ans- It protects the occupants from stray animals and extreme weather.

Complete all the work in your notebook and textbook.

Next curriculum app.

HARI VIDYA BHAWAN

CLASS :-2nd

SUBJECT :-Maths

TOPIC :--ADDITION

WORKSHEET - 7

Date :- 29th April 21 / Day :-Thursday

Instructions :-

- Please note from now onwards all worksheet should be completed in notebook of respective subject.
- These worksheet will be considered as your periodic test, mark will be given on completion else you will have to appear for pen paper test ones the school reopens.
- Read every topic which will be given in worksheet of the chapter from your course book.
- All the students must purchase course books as it will enable you to understand the chapter.
- All queries regarding worksheet shall be resolved from 8:00 am to 1:30

Exercise-3.1

1. Help Bindu find the answers to these questions using bundles and sticks for addition.

- (a) What is the total number of cauliflowers packed in two days if Bindu's father packs 26 cauliflowers on the first day and 72 cauliflowers on the second day?

$$\begin{array}{r} \text{1st day } 26 \text{ Cauliflower} \\ \text{2nd day } + 72 \text{ Cauliflower} \\ \hline 98 \end{array}$$

Total number of cauliflowers = 98

- (b) What is the total number of mango trees if Bindu counts 22 mango trees on one side of the field and Rakesh counts 36 mango trees on the other side of the field?

$$\begin{array}{r} \text{One side of the field } 22 \\ \text{other side of the field } + 36 \\ \hline 58 \end{array}$$

Total number of mango trees = 58

2. Solve these problems by arranging the numbers in tens and ones and adding them.

- (a) An ice cream vendor sells 28 ice creams on Monday and 51 ice creams on Tuesday. How many ice creams does he sell in the two days?

	T	O
Ice creams sold on Monday =	2	8
Ice creams sold on Tuesday = +	5	1
Total numbers of ice creams sold =	7	9

- (b) Rohit wants to make a garland. He collects 64 yellow sunflowers and 24 marigolds. How many flowers does he collect?

	T	O
Number of sunflowers =	6	4
Number of marigolds = +	2	4
Total numbers of flowers =	8	8

Excercise-3.2

1. Bindu asks Rakesh to find the total number of carrots and radishes their father takes to the vegetable market on Monday, Tuesday and Wednesday respectively. Help Rakesh calculate the total numbers of vegetables.

Monday	Tuesday	Wednesday																								
26 carrots and 55 radishes =	37 carrots and 38 radishes =	57 carrots and 57 radishes =																								
<table border="1"> <thead> <tr> <th>T</th> <th>O</th> </tr> </thead> <tbody> <tr> <td>26</td> <td></td> </tr> <tr> <td>+55</td> <td></td> </tr> <tr> <td>81</td> <td></td> </tr> </tbody> </table>	T	O	26		+55		81		<table border="1"> <thead> <tr> <th>T</th> <th>O</th> </tr> </thead> <tbody> <tr> <td>37</td> <td></td> </tr> <tr> <td>+38</td> <td></td> </tr> <tr> <td>75</td> <td></td> </tr> </tbody> </table>	T	O	37		+38		75		<table border="1"> <thead> <tr> <th>T</th> <th>O</th> </tr> </thead> <tbody> <tr> <td>57</td> <td></td> </tr> <tr> <td>+57</td> <td></td> </tr> <tr> <td>114</td> <td></td> </tr> </tbody> </table>	T	O	57		+57		114	
T	O																									
26																										
+55																										
81																										
T	O																									
37																										
+38																										
75																										
T	O																									
57																										
+57																										
114																										

2. Solve these word problems.

- (a) Rahul has ₹25. He needs ₹55 more to buy a board game. What is the cost of the board game?

Amount of money Rahul has =

Amount of money Rahul needs = +

Total cost of the board game =

T	O
25	
+55	
80	

- (b) The teacher checks 12 notebooks on a day. She checks 18 more notebooks the next day. What is the total number of notebooks checked by the teacher on the two days?

Notebooks checked on the first day =

Notebooks checked on the second day = +

Total number of notebooks checked =

T	O
12	
+18	
30	

- (c) A small toy shop sells toy airplanes and drums. There are 35 toy airplanes. The number of drums is 20 more than the number of toy airplanes. How many drums are there in the shop? Also, find the total number of toys in the shop.

$$\begin{array}{r} \text{Number of toy airplanes in the toy shop} = \\ \text{Number of more drums than toy airplanes} = + \\ \text{Total number of drums} = \end{array}$$

T	O
3	5
2	0
5	5

$$\begin{array}{r} \text{Number of toy airplanes} = \\ \text{Number of drums} = + \\ \text{Total number of toys} = \end{array}$$

T	O
3	5
5	5
9	0

- (d) On a hot sunny day, a shopkeeper sells 49 packs of mixed fruit juice and 39 packs of mango juice. How many packs of juice did he sell?

$$\begin{array}{r} \text{Packs of mixed fruit juice sold} = \\ \text{Packs of mango juice sold} = + \\ \text{Total packs of juice sold} = \end{array}$$

T	O
4	9
3	9
8	8

Next curriculum app

COMPLETE THIS IN YOUR NOTEBOOK AND TEXTBOOK.

Hari Vidya Bhawan

CLASS-3

Sub EVS

Chapter -03 (Building Houses)

Date – 29/04/21

Work sheet-6

Instructions:-

* Please note from now onwards all worksheet should be completed in Notebook of respective subjects.

* These worksheet will be considered as your periodic test, marks will be given on computation else you will

have to appear for pen paper test ones the school reopen.

* Read every topic which will be given in worksheet of the chapter from your course book.

All students must purchase course book as it will enable you to understand the chapter.

All queries regarding worksheet shall be resolved from 8

a.m. to 3pm.

Watch the video of ch-3 from next curriculum app.

Page no -22

Q. 1 Write the names of four building materials that were used to build your school building.

Ans. Some of the building materials that were used to build our school building were wood, cement, bricks and iron.

Q.2 Name any three people who help in building a house.

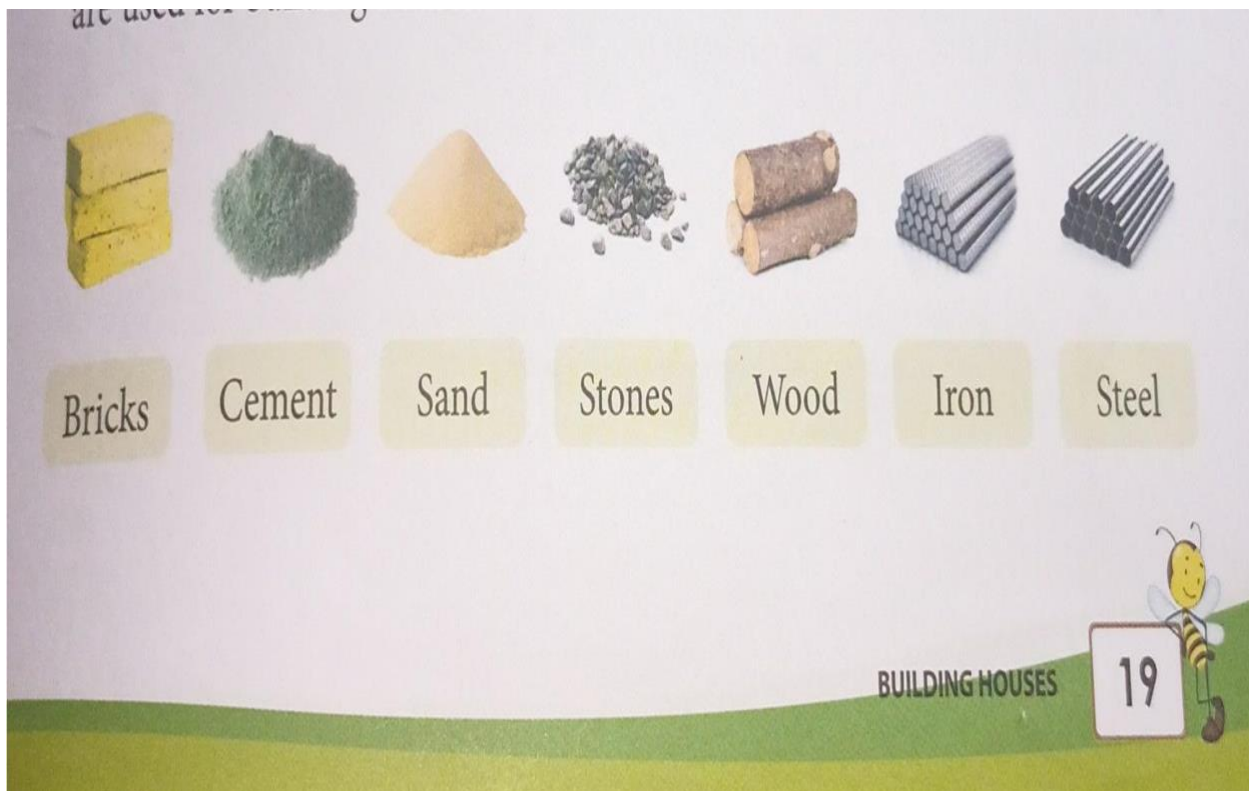
Ans. The three people who help in building houses are masons, plumbers and architects.



Let Us Try

1. Write the names of four building materials that were used to build your school building.
2. Name any three people who help in building a house.
3. Write T for true or F for false.
 - (a) A carpenter fixes pipes and taps in a house. F
 - (b) We can build a house with a paper and a pencil. F
 - (c) Masons lay bricks for building a house. T

Note: Draw these pictures in your EVS note book.



HARI VIDYA BHAWAN
CHAPTER – 2 (Numbers)
MATHEMATICS (Worksheet -7)
Class – 3rd

Date: 29-04-2021

Instructions:

- Please note from now onwards all worksheet should be completed in notebook of respective subjects.
- These worksheets will be considered as your periodic test, marks will be given on completion else you will have to appear for pen paper test once the school reopens.
- Read every topic which will be given in worksheet of the chapter from your course book.
- All the students must purchase course book as it will enable you to understand the chapter.
- Watch the video of Chapter – 2 in the next curriculum app.
- All queries regarding worksheet shall be resolved from 8:00am to 3:00pm.

Q1. Write the numbers in **expanded form** and **word form** also:

(a) 1,329

Expanded form: $1000 + 300 + 20 + 9$

Word form: One thousand three hundred twenty nine.

(b) 2,426

Expanded form: $2000 + 400 + 20 + 6$

Word form: Twenty thousand four hundred twenty-six.

(c) 4,908

Expanded form: $4000 + 900 + 0 + 8$

Word form: Four thousand nine hundred eight.

(d) 3,720

Expanded form: $3000 + 700 + 20$

Word form: Three thousand seven hundred twenty.

Q2. Write the **place value** of **6** in given numbers:

(a) 2,647

Place value of 6 = 600

(b) 6,938

Place value of 6 = 6000

(c) 2,256

Place value of 6 = 6

(d) 4,326

Place value of 6 = 6

Q3. Write the given numbers in **standard form**:

Number/Name	Standard form
(a) 6000 + 40	6040
(b) Three thousand one hundred nine.	3100
(c) Six thousand four hundred seventy-six.	6476
(d) 7000 + 70 + 7	7077

Q4. Write the place value and face value of the given numbers:

Number	Place value	Face value
(a) 3,118	10	1
(b) 5,330	5,000	5
(c) 7,058	8	8
(d) 9,909	900	9
(e) 4,008	8	8

Q5. Multiplication and division:

Multiply 3 4 8	Divide 678 ÷ 15
--------------------------	---------------------------

$$\begin{array}{r} \underline{x \ 7 \ 8} \\ 2 \ 7 \ 8 \ 4 \\ \underline{2 \ 4 \ 3 \ 6 \ x} \\ \underline{2 \ 7 \ 1 \ 4 \ 4} \end{array}$$

$$\begin{array}{l} Q = 45 \\ R = 03 \end{array}$$

Hari Vidya Bhawan

Subject- English

(Worksheet - 8)

Class- IV

Chapter - 2

The First Tooth

Date : 29.04.2021

General Instructions :

- Please note from now onwards all worksheet should be completed in notebook of respective subjects.
- These worksheets will be considered as your periodic test, marks will be given on completion else you will have to appear for pen paper test once the school reopens.
- Read every topic which will be given in worksheet of the chapter from your course book.
- All the students must purchase course book as it will enable you to understand the chapter.
- Watch the video of Chapter - 2 , Grammar Junction in the next curriculum app.
- All queries regarding worksheet shall be resolved from 8:00am to 3:00pm.

Grammar Junction

Conjunctions

- A conjunction is a word that links words, sentences or phrases.
- And ,or ,as, because, since and but are all conjunctions.

Q1. Read these sentences and circle the conjunctions in them.

(a) He could not write properly because he had broken his hand.

(b) As it was snowing, Lin could not see the bend in the road.

(c) Since Zoya was late to office, she took an auto.

(d) Since it is Sunday, everybody is going out.

(e) I could not attend the party as I had to complete my assignment.

Q2. Complete these sentences with conjunctions.

- (a) Rahim could not ride the cycle ____ it was too big for him.
- (b) Geeta could not go to school ____ she was not well.
- (c) ____ the theatre was close by, we decided to walk.
- (d) ____ we were in Delhi, we thought we would visit the Red Fort and Qutub Minar.
- (e) He switched on the heater ____ it was getting too cold.
- (f) ____ the test was postponed, we played basketball.

Q3. Complete the sentences by choosing the correct missing part of each sentences.

- (a) Momma did not scold Raju _____
- (b) _____ he work hard.
- (c) Teacher punished me _____.
- (d) _____ Sony tripped and fell down.
- (e) _____ Naina is making it for dinner.
- (f) I cannot come with you _____.
- (g) He stood first in class _____.
- (h) _____ everyone is planning a surprise for her.
- (i) _____ I will forgive him.
- (j) She joined a dance school _____.
- (k) _____ he could not go everyday to play.
- (l) _____ he was unable to sleep in peace.

Grammar Station

Conjunction

Q1. Circle the conjunctions in these sentences.

- (a) I saw a penguin and a whale at the zoo.
- (b) Ankush has two boys but he did not want to share them with his brother.
- (c) Rhea was late because her car had broken down.
- (d) You can eat pizza or pasta.
- (e) As it was raining, we decided to stay inside the house.

Q2. Complete each sentences using because,as or since.

- (a) _____ Rehan wanted to go to the USA, he studied very very hard.

- (b) Father punished Raghu_____ he broke the windowpane.
(c) Sneha could not participate in the race_____ she was unwell.
(d) _____ you were not able to attend the class, we will explain the chapter to you.
(e) Ganesh swam fast _____ he wanted to win the competition.
(f) _____ you were studying, I did not disturb you.

Activity

- Make a list of award to be given to your family members and design trophies for them on A4 sheet or in notebook.

Answers

Ans 1.

(a) Because (b) as (c)since (d) since (e) as

Ans 2.

(a) Because (b) as (c)since (d) since (e) as (f) since

Ans 3.

- (a) because it was his birthday
(b) Since he wanted to become a doctor
(c) because I forgot to do my homework
(d) As he neared the finishing line
(e) Since Rohan loves chole bhature
(f) as I am too busy
(g) because he studied hard
(h) As it is Naina's birthday
(i) Since he said sorry
(j) because she loves to dance
(k) Since he lived far from the stadium
(l) As he was travelling alone

Grammar Station

Ans 1.

(a) and (b) but (c) because (d) or (e) as

Ans 2.

(a) Since (b) because (c) as (d) since (e) because (f) since

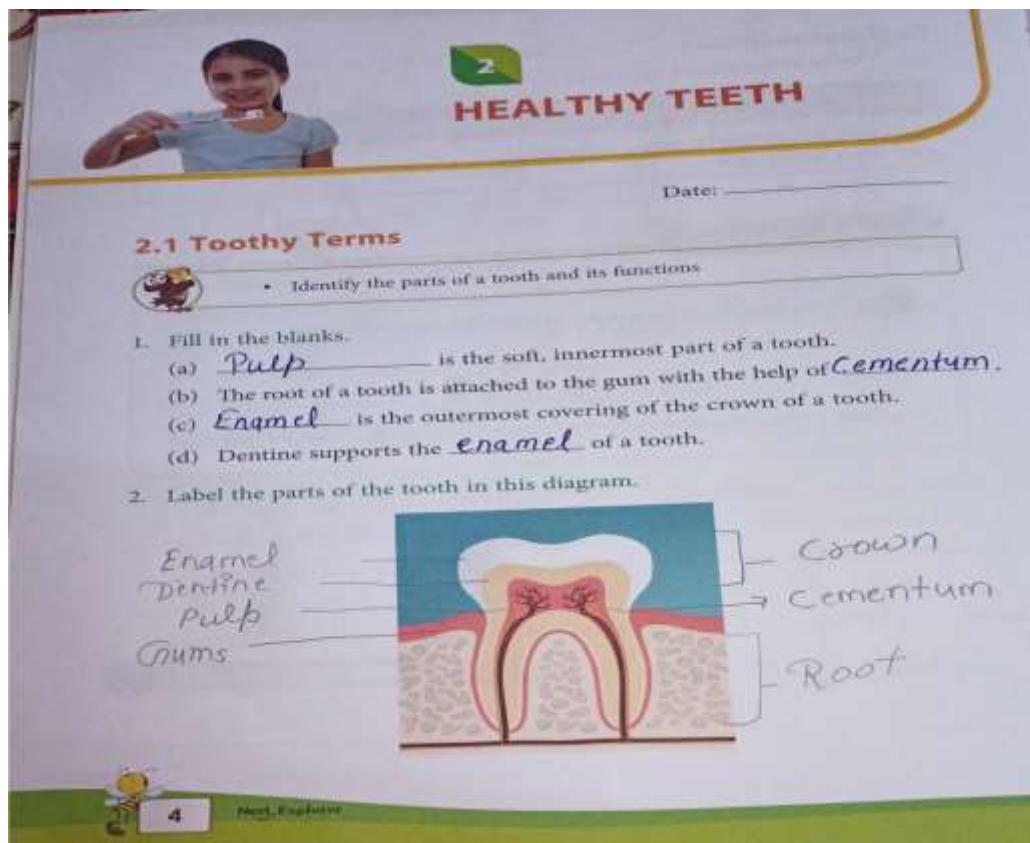
Note :

- **Do this work in neat and clean handwriting**
- **Do 15 minutes reading daily.**

Hari Vidya Bhawan
Class -4
SUB-EVS
Ch-2 (Healthy Teeth)
Book -B
Work sheet -6
Date 29/04/2021

Note- Do this work in your EVS Book-B.

Page no- 07



HEALTHY TEETH

Date: _____


2.1 Tooth Terms

- Identify the parts of a tooth and its functions

1. Fill in the blanks.

- Pulp is the soft, innermost part of a tooth.
- The root of a tooth is attached to the gum with the help of Cementum.
- Enamel is the outermost covering of the crown of a tooth.
- Dentine supports the enamel of a tooth.

2. Label the parts of the tooth in this diagram.



Labels on the left: Enamel, Dentine, Pulp, Gums

Labels on the right: Crown, Cementum, Root

4 Next Explorer

3. Look at the images of the two sets of teeth. List four differences between them.

(a)



- i) Set of 32 teeth.
- ii) Permanent teeth.
- iii) Has wisdom teeth.
- iv) Found in adult.

(b)



- i) Set of 20 teeth.
- ii) Temporary teeth.
- iii) Does not have wisdom teeth.
- iv) Found in children.

4. Write the characteristics and functions of the parts of a tooth given in this table.

Parts of a tooth	Characteristics	Functions
Enamel	It is bright and shiny, it is outer covering of the tooth.	It protects the crown.
Pulp	It is innermost part of the tooth.	The nerves present in the soft pulp are responsible for sending and receiving signals from the brain.
Cementum	It is like Cement. It is hard but not as hard as enamel.	It binds the tooth and gums together.

Date: _____

2.2 Types of Teeth





- Identify the different types of teeth and their functions

- Describe the structure and functions of incisors.

The incisors are chisel shaped, flat and sharp edged front teeth.

- Draw a canine and a molar in the given spaces. Then write the differences between them.

Canine	Molar
	
<p>a) They are sharp and pointed teeth placed next to the incisors.</p> <p>b) There are 4 canines, 2 in each jaw.</p> <p>c) They work like a fork.</p>	<p>a) They are found behind the premolars.</p> <p>b) There are 12 molars, 6 in each jaw.</p> <p>c) They work like a pair of mortar and pestle.</p>



Date: _____

2.3 Microbes



- Identify and classify microbes
- Identify the effects of microbes

1. What are microbes? Name any three microbes
microbes are the tiny living organisms present in the air, water and soil. The three types of microbes are bacteria, virus and protozoa.
2. Write a few steps that you should follow to keep your teeth strong and healthy.



1. massage your gums with your fingers.
2. Rinse your mouth after eating.
3. visit a dentist regularly.

3. What is tooth decay?

If germs reach the nerves within the pulp of the tooth, the tooth decays.



Teacher's remarks



HARI VIDYA BHAWAN
WORKSHEET – 3
CLASS- 5
SUBJECT- COMPUTER
CHAPTER- 2 (PROGRAMMING BASICS)

DATE- 29/04/21

INSTRUCTIONS-

- **Please note from now onwards all worksheets should be completed in notebook of respective subjects.**
- **These worksheets will be considered as your periodic test mark will be given on computation else you will have to appear for pen paper test once the school reopen.**
- **Read every topic which will be given in worksheet of the chapter from course book.**
- **All student must purchase course book as it will enable you to understand the chapter.**
- **All queries regarding worksheets shall be resolved from 8:00 am to 1:30pm.**

B. WRITE 'T' FOR TRUE AND 'F' FOR FALSE STATEMENTS.


1. An algorithm is a graphical representation of a Flowchart. **(F)**
2. The flowchart helps in finding out errors. **(T)**
3. Decision box is a rectangular symbol used for doing Calculations. **(F)**
4. The people who write computer programs are called users. **(F)**
5. An assembly language does not need a translator. **(F)**

C. FILL IN THE BLANKS-

1. Flowchart was developed by Herman Goldstine and John Von Neumann.
2. The rhombus- shaped symbol is known as Decision box.
3. Natural language is sometimes called fifth generation language.
4. A computer only understands Binary digits directly.
5. Assembler converts the assembly language program into Machine language.

D. NAME THE FOLLOWING FLOWCHART SYMBOLS.

1.




START/STOP

2.




INPUT/OUTPUT

3.



DECISION BOX

4.



CONNECTOR

• हरि विद्या भवन

कक्षा 5

विषय हिंदी

पाठ2(गड़बड़झाला)

गतिविधि (कविता लेखन)

दिनांक 29/4/21

आवश्यक सामग्री _ए4 शीट, पेंसिल, पेन, रबड़,रंग।

उद्देश्य _विद्यार्थी कविता को समझने और लिखने में सक्षम हो सकेगे।