

HARI VIDYA BHAWAN
WORKSHEET – 4 (28.04.2020)
CLASS- NURSERY
SUBJECT- S.K.

*NOTE- This worksheet can be done in any rough notebook or any other notebook available at home.


*This subject in nursery class is only for oral there will be no written paper of s.k.

Children's today we'll learn about blue colour.

I See Blue.



A. Colour the car blue



B. Circle the blue blocks.



HARI VIDYA BHAWAN

WORKSHEET – 26 (28.04.2020)

CLASS- NURSERY

SUBJECT- MATHS

*NOTE- This worksheet can be done in any rough notebook or any other notebook available at home

Q1.Oral counting 1 to 10(Recite loudly)

#so my dear lovely students today we'll learn about "hot and cold" concept.

These are the examples of hot things (when we touch any hot object we immediately remove our hand form the object)



These are the examples of **cold** objects (when we touch any cold object we do not immediately remove our hand but after some time we will feel freeze)



HARI VIDYA BHAWAN

CLASS – KG

SUBJECT – ENGLISH WORKSHEET

DATE :28/04/20

Q1) FILL IN THE MISSING LETTERS.

(CAPITAL LETTERS)



A B _ _ E
G H _ _ K
_ N _ _ Q R
S _ U _ W
_ Y _



DoozyMoo.com ©Doozy Moo

(Small letters)

a _ _ c _ _ e _ _

g _ _ i _ _ k _ _

m _ _ _ _ p _ _


r _ _ _ _ u _ _



w _ _ _ _ z

Activity of the month

Read these phonic letters, paste their pictures in front and write their sound in hindi.

| <u>Alphabets</u> | <u>Pictures</u> | <u>Sounds</u> |
|------------------|---|---------------|
| <u>Aa</u> |  | <u>ऐ</u> |
| <u>Dd</u> | | |
| <u>Mm</u> | | |
| <u>Oo</u> | | |
| <u>Rr</u> | | |
| <u>Uu</u> | | |
| <u>Ww</u> | | |
| <u>Zz</u> | | |

One has been done for you

Preventive Measures for Corona Virus)

* Wash your Hands  regularly for 20 seconds at least.

* Don't shake Hands  

* Do Namaste  



* Stay at Homes 

NOTE: WORKSHEETS ARE DONE IN COURSEBOOKS OR IN ROUGH OR IN FAIR NOTEBOOKS..... STAY SAFE AT HOME  



**Q2) WHAT COMES AFTER, BEFORE and BETWEEN:
FILL THE MISSING NUMBERS.**

After, Before and Between


What comes after?



What comes before?



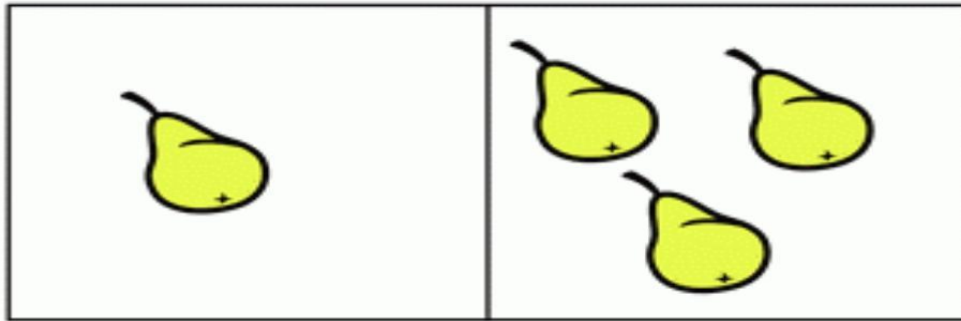
What comes between?




Q3) CONCEPT IS FEW AND MANY :

FOR LEARNING THIS CONCEPT A RELATED VIDEO IS POSTED ON PEARSON APP ALL HAVE TO REQUEST, PLZ WATCH THAT VIDEO.....

When we talk about 'few' we know that few is uses for lesser thing or object.... For example: In this picture I will count the pears 1st group have 1 pear 🍐 and 2nd have 3 pears. So the 1st group have the few pear.




When we talk about 'many' we know that many is uses for the Much thing or objects..... For example: In this picture I will the apples 1st group have 2 apples and 2nd have 3 apples . So the 2nd group have many apples 🍏.



AFTER WATCHING THE VIDEO, DO THIS PAGE RELATED TO THE TOPIC .

Few and Many

Circle the tree with **fewer** mangoes.



Make **few** and **many** fingerprint fish.

few

many



Preventive Measures for Corona Virus)

*** Wash your Hands🧼 regularly for 20 seconds at least.**

*** Don't shake Hands🤝❌**

*** Do Namaste🙏✅**

*** Stay at Homes🏠**

**NOTE: WORKSHEETS ARE DONE IN COURSEBOOKS OR IN ROUGH OR IN
FAIR NOTEBOOKS..... STAY SAFE AT HOME 🙏😊**

HARI VIDYA BHAWAN

WORKSHEET-5

CLASS-I

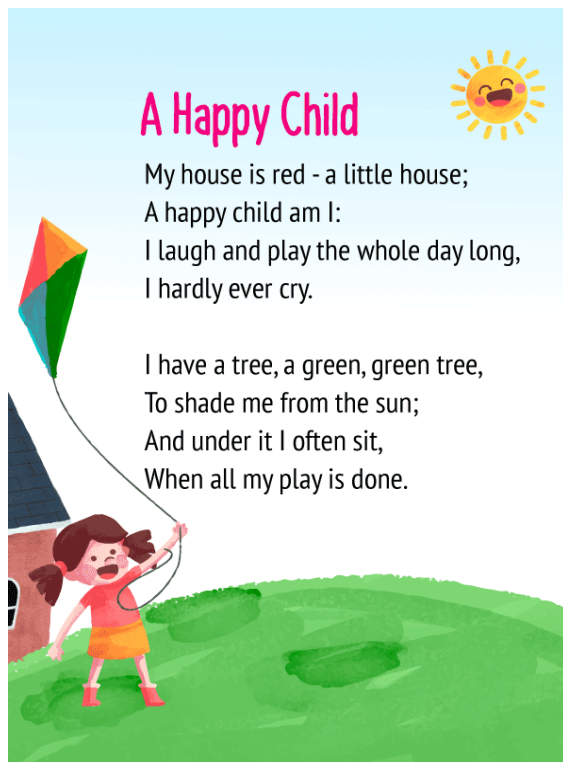
SUBJECT-ENGLISH

Ch- 1 (Mili's Scrapbook)

DATE-28-4-2020

NOTE:(DO THIS IN ANY NOTEBOOK)

Q-1. Read and write the poem in your notebooks:-



Q-2. Complete the sentences using names of your friends:-

- i. ----- loves ice cream.
- ii. ----- sings beautifully.
- iii. ----- paints very well.
- iv. ----- is tall.

v. ----- and ----- are best friends.

Q-3. Uses of this, that:-

Ans. “This” and “that” are singular forms used to indicate people, object and situations.”This” is used when the person or object near to us and “that” is used when the person or object is farther from us.

Example:



i. This is table.



ii. That is house.

HARI VIDYA BHAWAN

WORKSHEET-6

CLASS-I

SUBJECT-MATHS

CH-2 (NUMBERS)

DATE-28-4-2020

NOTE: (DO THIS WORK IN ANY NOTEBOOK)

Q-1. Write and learn backward counting 30 to 15.

Q-2. Fill in the blanks (Guess who I am)

- a) I am the number that comes just after 7 -----.
- b) I am the number that comes just before 4 -----.
- c) I am the number that comes between 1 and 4 -----.
- d) I am the number that comes before 6 and after 4 -----.
- e) I am the number that comes before 1 -----.
- f) I am the number that comes after 5 and before 7 -----.

Q-3. Write the missing numbers in the space provided.

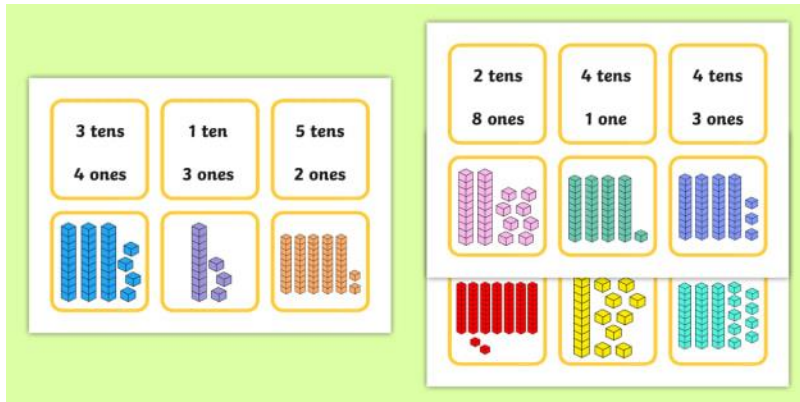
- a) 3 ---- 5 -----
- b) 5 ---- 7 -----
- c) 2 ---- 4 -----
- d) ----- 1 ---- 3
- e) 4 ----- 6 ----- 8
- e) 6 ----- 8 -----
- f) 5 -----7 ----- 9
- g) 3 ----- 5 -----

Q-4. Counting 1 to 100 (oral)

Q-5. What is place value?

Ans. The number that comes first is called as on the place of one and that number that comes after one digit is called as tens place.

Example-



- Let's do some practice on how to place the values- You have to write which number is one the place of onse and which is on the place of tens:-
- One is done for you.

| | NUMBERS | ONES | TENS |
|-------|----------------|-----------------|----------------|
| i. | 01 | zero (0) | one (1) |
| ii. | 14 | | |
| iii. | 27 | | |
| iv. | 41 | | |
| v. | 04 | | |
| vi. | 33 | | |
| vii. | 09 | | |
| viii. | 23 | | |
| ix. | 17 | | |
| x. | 11 | | |

HARI VIDYA BHAWAN
WORKSHEET NO-2 (With Answers)
CHAPTER-2 (Little Lulu)
SUBJECT- ENGLISH
CLASS-II

DATE:-28-04-2020

Instruction:- (i) You can do this worksheet in any old or new copy.

(ii) Read the chapter aloud before doing the worksheet.

Get Going

Q1) Answer the following questions:-

a) What was Lulu's problem? How was it solved?

Ans:- Little Lulu's problem was that she could not see her nose. It was solved when Emily, the elephant gave Lulu a mirror and Lulu saw her nose in place.

b) What is the meaning of "Give this a try".

Ans:- Try this also.

c) Which word in the poem describes a sound made by an elephant?

Ans:- Trumpeted

Phonics Junction

Q2) Complete the words with ee, ea, ie, y, e or ey.

a) Mon ey

b) Donk ey




- c) P ea
- d) Vall ey
- e) B ea ch
- f) F ie ld
- g) Qu ee n
- h) L ea f
- i) Pr ie st
- j) Dr ea m
- k) B ee
- l) S ai l

HARI VIDYA BHAWAN
WORKSHEET-1
Sub-Maths
Class-2
Ch-2 Numbers till 100
Date: 28-04-2020

General instructions:

- 1) You can do the worksheets in any old or rough notebook.
- 2) Please see the chapter related video before solving the worksheets.

Concept- SKIP COUNTING

| | |
|---|--|
| 1 | <p>Do the skip counting on the following flowers. (Show six sunflowers written 20, 25, 30, and leave three places empty)</p> <div style="text-align: center;">  </div> <p>Answer: 35, 40 and 45 should be written on the next three flowers.</p> |
| 2 | <p>Robert takes forward jumps in 10s starting from 30. How many jumps should he take to reach 60?(Show a number line from 20 to 70)</p> <p>Answer: 3</p> <div style="text-align: center;"> </div> |
| 3 | <p>Look at the pattern of skip count and write the next five numbers. (Show eight circles and show the numbers 33, 36, 39 and leave the next five circles empty)</p> <div style="text-align: center;">  </div> <p>Answer: 42, 45, 48, 51, 54</p> |
| 4 | <p>Begin from number 86, take five backward jumps in 5s on the number line. Write the number you arrive at :</p> <div style="text-align: center;">  </div> <p>(Show the number line starting from 50 to 90)</p> <p>Answer: 61</p> |

Mental maths

- 1) Write tables from 5 and 6
- 2) Write number names 101-150.

HARI VIDYA BHAWAN

Subject -English (worksheet no -2)

Class -III

Chapter-2 Ted

Vocabulary Junction

Topic- Homophones

Date: 28-4-20

General Instructions:

- You can do this work in any copy.
- Before doing this topic you can go through the videos in Next curriculum.

Look at this line from the poem.

I get into my pyjamas

And wish good **night** to Ted.

Night The time that comes after evening.

Bats fly in the night.

Knight A warrior in a king's court.

The knight fought bravely and killed the monsters.

Words that have the same pronunciation, but different meanings and spellings are called *homophones*.

Examples:

To ,too and two Stair and stare. Route and root

1. **Underline the** Homophones.

a) dear, dare, deer

b) mail, male, meal

c) flower, flour, floor

d) pore, pair, pear

e) son, sun, sung

2. **Fill in the blanks with** to , too and two.

Ron likes to play the guitar. He has two guitars. He learnt to play the guitar at a very young age. His sister learnt it too. The two of them go to a music school.

Note: • Do a loud reading of chapter 2 at home .

- Do one page writing daily.

• **Creative Writing.**

Write five lines on topic your "Favourite hobby".

HARI VIDYA BHAWAN

CHAPTER – 2 (Numbers) MATHEMATICS (Worksheet -6) Class – 3rd

Date: 28-04-2020

Instructions:

- You can do this work in any notebook.
- Before start your worksheet watch the video of chapter 2 given in next curriculum app.

Q1. Rounding off the given numbers to nearest ten. (one is done for you)

- $3,454 = 3,450$
- $3,456 = 3,460$
- (a) $5,901 =$
- (b) $6,788 =$
- (c) $9,023 =$
- (d) $876 =$
- (e) $2,149 =$

Q2. Write the given numbers in the standard form. Then, arrange them in increasing order.

- (a) $2000 + 40 + 4 =$ _____
- (b) $1,000 + 300 + 50 =$ _____
- (c) $900 + 90 + 9 =$ _____
- (d) $2,000 + 400 + 30 + 4 =$ _____

Increasing order: _____.

Q3. Revise the table from 2 to 12 and learn the table of 13 to 15.

Hari Vidya Bhawan

Subject- English (Worksheet - 3)

Class- IV

Chapter - 2

The First Tooth

Date : 28.04.2020

Phonic Junction

Topic - long and short vowel u sound

General instructions:

- You can do the work in any copy.
- Before doing the work, please go through the Next Curriculum app.(Go through the Phonic junction)

Long and short vowel u sound

- The words **new** and **few** have the long **vowel sound u**.
- **Cube, mew, cute, huge, stew** and **tune** also have the same sound.

Let us read some more words that have the long vowel u sound.

| | | | |
|-------|-------|--------|--------|
| Mule | Dew | use | new |
| Value | Knew | amuse | refuse |
| Tube | queue | rescue | excuse |

- In the words **through** and **tooth**, **ou** and **oo** have the same sound, while the **oo** sound in **foot** has a shorter sound.

Let us read some more words.

| Long oo | Long ou | Short oo | Short ou |
|--|---------------------------------|---|--------------------------|
| Soon Spoon Snooze Choose School Pool Broom | You Through Soup Group | Took Look Book Shook Good Wood | Could Would Should |

Q A. Fill in the missing letters (ur, ew, u-e, oo or ou) to complete these words.

1. N__ _
2. B__ _k
3. T__ _k
13. S__ _ p
14. Sh__ _ ld
15. S__ _ n

- | | |
|----------------|-----------------|
| 4. Sp__ _ n | 16. Thr__ _ gh |
| 5. D__ _ | 17. M__ l__ |
| 6. W__ _ ld | 18. L__ _ k |
| 7. C__ _ ld | 19. Ref__ s__ d |
| 8. Sn__ _ ze | 20. P__ _ l |
| 9. Sch__ _ l | 21. Sh__ _ k |
| 10. Am__ s__ d | 22. Ch__ _ se |
| 11. Kn__ _ | 23. Gr__ _ p |
| 12. W__ _ ds | 24. Exc__ s__ |

Note :. Do 1 page writing daily.

- Do loud reading of chapter - 2 at home.

Creative writing


- Write five lines on topic 'My favorite pet animal'.

Answers

Ans. A

- | | |
|------------|-------------|
| 1. New | 13. Soup |
| 2. Book | 14. Should |
| 3. Took | 15. Soon |
| 4. Spoon | 16. Through |
| 5. Dew | 17. Mule |
| 6. Would | 18. Look |
| 7. Could | 19. Refused |
| 8. Snooze | 20. Pool |
| 9. School | 21. Shook |
| 10. Amused | 22. Choose |
| 11. Knew | 23. Group |
| 12. Woods | 24. Excuse |

HARI VIDYA BHAWAN
CLASS-4
SUBJECT – MATHEMATICS
Ch-2 ADDITION AND SUBTRACTION (ex-2.2)
WORKSHEET No.4



Date: 28-04-2020

Instructions:

- You can do this work in any notebook.
- Before doing your worksheet watch the video given in your chapter in next curriculum app .

SUBTRACTION OF LARGE NUMBERS

Q1) Subtract the numbers:-

a) $9454 - 3412 =$

b) $68417 - 9815 =$

c) $50000 - 35812 =$

Q2) The number at the top of the table is subtracted from each number in the left column and the difference is written in the right column. Is the table correct: - TRUE / FALSE

| 33,487 | |
|----------|----------|
| 92,613 | 59,126 |
| 78,671 | 45,184 |
| 5,20,000 | 4,86,513 |

Q3) Find the missing numbers:-

$$\begin{array}{r} \text{a) } 1 \quad 8 \quad \square \quad 9 \quad 0 \quad \square \\ - \quad \square \quad 2 \quad 6 \quad 7 \quad \square \quad 1 \\ \hline \square \quad 6 \quad 3 \quad 1 \quad 1 \quad 9 \end{array}$$

$$\begin{array}{r} \text{b) } \square \quad 6 \quad 7 \quad 0 \quad \square \\ - 2 \quad \square \quad 3 \quad 1 \quad 4 \\ \hline 3 \quad 1 \quad \square \quad \square \quad 2 \end{array}$$

Q4) Write and learn the table of 12 and 13.

FUN TIME

#Make a picture or collage from waste materials.

STAY SAFE STAY HOME

Hari Vidya Bhawan
Subject- English (Worksheet - 3)
Class- V
Chapter - 2
The Little White Dog

Date : 28.04.20

Grammar Junction
Topic - Yes/No questions
or
Closed questions

General instructions:

- You can do the work in any copy.
- Before doing the work, please go through the Next Curriculum app.(Go through the Grammar junction)

Yes/No questions
or
Closed questions

Read these lines from the poem.

Would a juicy bone meet your heart's desire?

- The third line of the poem is the first question to the dog. It can answer either **Yes** or **No**.
- Such questions, whose answers are either Yes or No are called **Yes/ No questions** or **Closed questions**.
- Yes/No questions begin either with a **helping verb** like is, are, do, does, has, have, or a **modal verb** like can, will, should, would, etc.

Examples:

- **Have** you eaten this sweet before?
- **Does** she play football?

We make Yes/No questions by putting the subject, **they**, after the **first part of the verb**:

| | |
|---|---|
| They are working hard. | Are they working hard? |
| They will be working hard. | Will they be working hard? |
| They had worked hard. | Had they worked hard? |
| They have been working hard. | Have they been working hard? |
| They might have been working hard. | Might they have been working hard? |

YES-NO QUESTIONS

➤ Yes-No questions in ASL are questions that when asked, are responded to by either a “yes” or a “no” answer.

➤ Examples:

| | |
|-----------------------------|-------|
| “Are you a student?” | “Yes” |
| “Do you have your paper?” | “No” |
| “Have you finished eating?” | “Yes” |

Q1. Use a dictionary to find the meaning of the words in bold in the questions. Write the meaning in the space given. Then answer the question with a Yes or No.

- (a) Is a **scar** a high-speed car? ()
- (b) Do you need **stamina** to run a race? ()
- (c) Is a bag of chips a **wholesome** meal? ()
- (d) Are tigers in India **endangered**? ()

- (e) Does **severe** rain affect crops? ()
- (f) Have you ever seen a **utensil**? ()
- (g) Are you being nice if you **defy** your parents? ()
- (h) Does one eat food from a **nameplate**? ()
- (i) Do we **mollify** babies when they cry? ()
- (j) Have you ever seen an **orchard**? ()
- (k) Is **nutmeg** a nut? ()
- (l) Are you nice if you are a **Willful** person?()

Q 2. Complete the questionnaire with helping verbs.

Example : Do you love books?

ARE you a BOOKWORM?

- (a) ____ you read books for more than two hours a day?
- (b) ____ you have a library at home that has more than twenty-five books?
- (c) ____ reading a part of your everyday activities?
- (d) ____ you participate in activities other than reading?
- (e) ____ you ever stayed back at home to finish reading a storybook or a comic instead of playing your favorite game with your friends?
- (f) ____ books excite you more than movies?
- (g) ____ you get upset if you are not able to get a book you want to read?
- (h) ____ you visit the library regularly?
- (i) ____ reading take up most of your free time every day?
- (j) ____ you like reading by yourself more than listening someone read the story?

Note .: Do 1 page writing daily.

- Do loud reading of chapter - 2 at home.

Creative writing

- Write five lines on topic 'My favorite pet animal'.

Answers

- Ans 1.**
- (a) Scar means a mark , (No)
 - (b) stamina means energy, (Yes)
 - (c) Wholesome means nutritious meal,(No)
 - (d) endangered means rare, (Yes)
 - (e) severe means heavy,. (Yes)
 - (f) utensil means a vessel, (Yes)
 - (g) defy means disobey, (No)
 - (h) nameplate means a sign which displays someone's name, (No)
 - (i) Mollify means pacify, (Yes)
 - (j) orchard means garden, (Yes)
 - (k) nutmeg means spice, (No)
 - (l) Willful means stubborn, (No)

Ans 2.

- | | | | |
|----------|--------|--------|--------|
| (a) Do | (b) Do | (c) Is | (d) Do |
| (e) Have | (f) Do | (g) Do | (h) Do |
| (i) Does | (j) Do | | |

DMAS RULE

HARI VIDYA BHAWAN

CHAPTER – 2 (Four Operations Together)

MATHEMATICS (Worksheet -5)

Class – 5th

Date: 28-04-2020

Instructions:

- You can do this work in any notebook.
- Before start your worksheet watch the video of chapter 2 given in next curriculum app.
- Before starting the topic of DMAS rule go through the given video link
<https://youtu.be/HKjKhuVAVKs>

Q1. Solve the problems using the DMAS rule:

- (a) $5 + 3 \times 6 = \underline{\hspace{2cm}}$
- (b) $8 - 8 \div 8 = \underline{\hspace{2cm}}$
- (c) $18 \div 3 + 6 \times 4 = \underline{\hspace{2cm}}$
- (d) $123 \times 0 + 4 \div 2 - 2 = \underline{\hspace{2cm}}$
- (e) $216 \div 18 \times 12 - 140 + 3 = \underline{\hspace{2cm}}$
- (f) $36 - 105 \div 21 \times 3 + 19 = \underline{\hspace{2cm}}$
- (g) $64 \div 8 \times 4 = \underline{\hspace{2cm}}$
- (h) $35 - 7 \times 2 = \underline{\hspace{2cm}}$
- (i) $36 \times 9 \div 3 - 4 + 12 = \underline{\hspace{2cm}}$
- (j) $40 \div 8 + 7 + 9 - 3 \times 264 \div 8 \times 4 = \underline{\hspace{2cm}}$

Q2. Using the DMAS rule, find the value of $24 \div 3 + 5 \times 3 + 2$.

Q3. Using the DMAS rule, find the value of $36 + 18 - 2 \times 6 \div 6$.

Q4. Add and subtract the following:

(a) $32,456 + 40,022 + 4,560$

(b) $87,091 - 59,304$