

HARI VIDYA BHAWAN

CLASS :- Nursery

SUBJECT :- E.V.S.

CHAPTER :- 1 (I FEEL)

WORKSHEET :- 4

Date :- 27th April 21 / Day :- TUESDAY

Instructions :-

- Please note from now onwards all worksheet should be completed in notebook of respective subject.
- These worksheet will be considered as your periodic test, mark will be given on completion else you will have to appear for pen paper test ones the school reopens.
- Read every topic which will be given in worksheet of the chapter from your course book.
- All the students must purchase course books as it will enable you to understand the chapter.
- All queries regarding worksheet shall be resolved from 8:00 am to 1:30 pm.
- Watch the video of Topic - I FEEL given in Pearson app.

FUN TIME

Note – Dear students, after learning this Rhyme { CHUBBY CHEEKS } you have to make a video on it and send in the group.

Chubby Cheeks

Chubby cheeks,
Dimpled chin,
Rosy lips, teeth within,
Curly hair, very fair,
Eyes are blue, lovely too
Teacher's pet, Is that you?
Yes, yes, yes!

ACTIVITY TIME

I See Green

A. Colour the turtle green.



B. Circle the leaves which are green.



The activity page features a vertical blue border on the left with small yellow and white icons. Under the heading 'I See Green', there are three green items: a crayon, a bunch of grapes, and a balloon. To the right, a line drawing of a turtle is shown. Below the turtle, the instruction 'A. Colour the turtle green.' is written. At the bottom, the instruction 'B. Circle the leaves which are green.' is written above six leaves: a green leaf, a red maple leaf, an orange leaf, a red maple leaf, a green leaf, and an orange leaf.

LEARNING TIME

I Feel

A. When do you feel...


happy


sad


angry


afraid

B. Draw faces on these monsters to show different feelings.









I feel happy when my mommy hugs me.

15

Q :- Match the following body parts to the pictures below. (**Do this work in your E.V.S. notebook**).



HARI VIDYA BHAWAN

CLASS :-K.G.

SUBJECT :- E.V.S.

CHAPTER :- HOW I KEEP CLEAN

WORKSHEET :- 4

Date :- 27th April 21 / Day :- Tuesday

Instructions :-

- Please note from now onwards all worksheet should be completed in notebook of respective subject.
- These worksheet will be considered as your periodic test, mark will be given on completion else you will have to appear for pen paper test ones the school reopens.
- Read every topic which will be given in worksheet of the chapter from your course book.
- All the students must purchase course books as it will enable you to understand the chapter.
- All queries regarding worksheet shall be resolved from 8:00 am to 1:30 pm.
- Watch the video of TOPIC – HOW I KEEP CLEAN given in Pearson app.

LEARNING TIME

How I Keep Clean

Sequence the pictures in order 1 to 3 in each set.

 2	 3	 1
 1	 3	 2
 3	 2	 1

Keep your hair tied up if you have long hair so that they do not get tangled and dirty.

Lessons for Life

My Emotions

How would you feel in these situations? Draw the emotions.

My Emotion

		
happy		
		
sad		
		
angry		
		
afraid		
		
surprised		

My Actions

Write 'yes' for right actions and 'no' for wrong actions.

 Yes	 No
 Yes	 No
 Yes	 No

Lessons for Life

Do all these work in your **E.V.S. notebook.**

Q :- Name the **five sense** organs.

Ans :- 1. **Nose**

2. **Eye**

3. **Ear**

4. **Tongue**

5. **Skin**

Q :- Which is the **largest sense organ** of our body ?

Ans :- **Skin.**

Q :- Match the body parts to the pictures below.



HARI VIDYA BHAWAN

CLASS – 1

SUBJECT – ENGLISH

WORKSHEET -8

CHAPTER – 3 (MY SCHOOL)

Date – 27 -04-21

Instructions:-

*** Please note from now onwards all worksheet should be completed in Notebook of respective subjects.**

*** These worksheet will be considered as your periodic test, marks will be given on computation else you will have to appear for pen paper test ones the school reopen.**

*** Read every topic which will be given in worksheet of the chapter from your course book.**

*** All students must purchase course book as it will enable you to understand the chapter.**

*** All queries regarding worksheet shall be resolved from 8:00 a.m. to 3:00 p.m.**

*** Watch the video of chapter – 3 given in the Next Curriculum App.**

MY SCHOOL

Q1. Read these sentences write T for TRUE AND F for FALSE :

- (a) Riya does not like to go to school - F**
- (b) There are many story books in Riya's School. - T**
- (c) Riya does not play on the swing . - F**
- (d) Riya eats alone during lunch time. -F**
- (e) Everyone does the same activity in the art class -F**

Q2. What do you think that the Teacher replies when Riya says “ Goodbye teacher” ?

Ans . The Teacher would reply “ Have a nice day”.

Q3. Can the children select what they wish to do in the art class ?

Ans . Yes, the children can select it according to their interests.

HARI VIDYA BHAWAN

CLASS -I

SUBJECT – EVS

WORKSHEET – 7

CHAPTER – 3 HOME AND AROUND

Date – 27.04.21

Instructions:-

*** Please note from now onwards all worksheet should be completed in Notebook of respective subjects.**

*** These worksheet will be considered as your periodic test, marks will be given on computation else you will have to appear for pen paper test ones the school reopen.**

*** Read every topic which will be given in worksheet of the chapter from your course book.**

*** All students must purchase course book as it will enable you to understand the chapter.**

*** All queries regarding worksheet shall be resolved from 8:00 a.m. to 3:00 p.m.**

*** Watch the video of chapter 3 given in the Next Curriculum App.**

HOME AND AROUND

Q1 . List two problems that you would face if you do not live in a house ?

Ans. 1. We would not be safe.

2. We would not get shelter.

Q2. What kind of house do you live in ?

Ans. I live in a Pucca House.

Q3. Name two things used to build a kutcha house .

Ans. Mud and Wood.

HARI VIDYA BHAWAN

CLASS :-2nd

SUBJECT :-English

TOPIC :- Rama learns to read

WORKSHEET - 7

Date :-27th April 21 / Day :-Tuesday



Instructions :-

- Please note from now onwards all worksheet should be completed in notebook of respective subject.
- These worksheet will be considered as your periodic test, mark will be given on completion else you will have to appear for pen paper test ones the school reopens.
- Read every topic which will be given in worksheet of the chapter from your course book.
- All the students must purchase course books as it will enable you to understand the chapter.

All queries regarding worksheet shall be resolved from 8:00 am to 1:30



Q- Colour the tick word:-

	✓ coal	soap	top	pat	dot	call
wish	back	✓ bowl	toad	this	shop	path
got	rock	cost	✓ show	for	back	pop
plug	pick	✓ know	goat	off	cot	frog
stop	swim	✓ toast	sick	with	grab	hop
then	coach	✓ grow	log	mow	coal	so
click	✓ glow	mop	flop	✓ coat	✓ sock	✓ float
rack	✓ boat	✓ crow	✓ goal	✓ slow	slam	

1. Underline the verbs in the given sentences.

- (a) Ankush laughed loudly at the joke.
- (b) Faizal studied hard for the exam.
- (c) Sam played football yesterday.
- (d) Siddhi watched a movie with her parents in the theatre.
- (e) Salman visited his grandparents during the summer holidays.

2. Identify the errors and rewrite these sentences.

- (a) Ria studied from morning till night.
- (b) Rehan ^{studied} ~~playd~~ football yesterday.
- (c) Tania ^{played} ~~visitted~~ the Taj Mahal in December.
- (d) The shop ^{visited} ~~closd~~ early.
- (e) Neha ^{closed} ~~carried~~ the baby in her arms.

3. Add -ed, -d or -ied to the verbs given in the brackets to complete these sentences.

- (a) The children finished (finish) their homework on time.
- (b) I helped (help) my mother in the kitchen.
- (c) My grandfather visited (visit) the zoo.
- (d) Sonia cried (cry) loudly.
- (e) Rama watched (watch) a movie.
- (f) Swathi erased (erase) her mistakes.
- (g) Gaurav tried (try) hard to climb the wall.

4. Add -ed, -d, or -ied to the verbs in the brackets to complete this paragraph.

Mohit was at Sue's house on Sunday. Sue baked (bake) a cake for Mohit. He liked (like) it very much. Mohit had a piece of the cake and smiled (smile). Sue then fried (fry) potatoes and she also scrambled (scramble) eggs. Mohit sprinkled (sprinkle) salt and pepper on the potatoes and eggs. He (enjoy) the meal. Mohit and Sue then played (play) table tennis. ^{enjoyed}

Next curriculum app.

हरि विद्या भवन

कक्षा-दूसरी

पाठ-4(छुट्टी का दिन)

हिंदी (Worksheet-5)

तिथि-27/04/2021 (मंगलवार)

- दिए गए प्रश्नों को ध्यानपूर्वक अपनी कॉपी में करें ।

पाठ से जुड़े कुछ शब्द

- आइसक्रीम
- चॉकलेट
- झूला
- क्रिकेट
- बिल्ली
- छुट्टी

- छुटकू
- खरगोश
- गिलहरी
- खुल्लम- खुल्ला
- भालू

1. दिए गए शब्दों की सहायता से वाक्य पूरे करें।



(क) छुटकू ~~बंदर~~ घर के अंदर टीवी देख रहा था।
(बंदर / हाथी)

(ख) बिल्ली ने ~~आइसक्रीम~~ खिलाने के लिए कहा।
(आइसक्रीम / पकौड़े)

(ग) नन्हा हाथी ~~क्रिकेट~~ खेल रहा था।
(क्रिकेट / फुटबॉल)

(घ) ~~चिड़िया~~ चॉकलेट-केक खा रही थी।
(चिड़िया / गिलहरी)

1. नीचे पशु-पक्षियों, स्थानों, शरीर के अंगों, वस्तुओं आदि के चित्र दिए गए हैं। इनके सही नाम पहचानकर तालिका में सही जगह पर लिखें।



चित्रों के नाम

पशु	पक्षी	स्थान	वस्तुएँ	शरीर के अंग
हाथी	मौर	ताजमहल	बॉकरीट कैक	हाथ
भालू	चिड़िया	चिड़ियाघर	बॉल	नाक

पुल्लिंग शब्द

दादा

नाना

भाई

बूढा

चाचा

मौर

शेर

लडका

स्त्रीलिंग शब्द

दादी

नानी

बहन

बुढिया

चाची

मौरनी

शेरनी

लडकी

HARI VIDYA BHAWAN

WORKSHEET- 4

CLASS- 3

SUBJECT- COMPUTER

CHAPTER-2(COMPUTER- HARDWARE AND SOFTWARE)

DATE- 27/04/21

INSTRUCTIONS-

- **Please note from now onwards all worksheets should be completed in notebook of respective subjects.**
- **These worksheets will be considered as your periodic test mark will be given on computation else you will have to appear for pen paper test once the school reopen.**
- **Read every topic which will be given in worksheet of the chapter from course book.**
- **All student must purchase course book as it will enable you to understand the chapter.**
- **All queries regarding worksheets shall be resolved from 8:00 am to 1:30pm.**

C. Fill in the blanks-

1. A CD-ROM is Circular in shape.
2. You can hear sound output with the help of speakers.
3. Pen drive is a small and portable storage device.
4. ALU performs arithmetical, comparison and logical operations.
5. Linux operating system software is available free of cost.

D. Differentiate between the following.

1. **INPUT DEVICE** – A Hardware component that allows us to enter data and instruction into a computer is called an input device. Examples: Mouse, Keyboard, Joystick.

OUTPUT DEVICE- Any hardware component that shows the final result is called an output device. Examples: Monitor, Printer, speakers.

2. **HARDWARE**- All the physical equipment that are attached to a computer are collectively called hardware. We can touch and feel the hardware.

SOFTWARE- It is a set of instruction that tells the computer hardware what to do and how to perform a particular job. We cannot touch or feel the software.

Hari Vidya Bhawan

CLASS-3

Sub EVS

Chapter -03(BUILDING HOUSES)

Date – 27/04/21

Work sheet-5

Instructions:-

* Please note from now onwards all worksheet should be completed in Notebook of respective subjects.

* These worksheet will be considered as your periodic test, marks will be given on computation else you will

have to appear for pen paper test ones the school reopen.

* Read every topic which will be given in worksheet of the chapter from your course book.

All students must purchase course book as it will enable you to understand the chapter.

All queries regarding worksheet shall be resolved from 8 a.m. to 3pm.

* Watch the video of ch-3 from next curriculum app.

Page no 16



3

BUILDING HOUSES

Highlights

- Types of houses
- Building materials and builders
- Maintenance and decoration

Dear Children,

We live in different types of houses.

Houses are designed in different ways according to the climate and the surroundings.



Jump Start

1. Write T for true or F for false.

- (a) A house protects us from heat, cold, rain and wild animals. T
- (b) Bungalows and flats are examples of *kutcha* houses. F
- (c) The roof of a house covers and protects the people in the house. T
- (d) Slanting or sloping, round and arched are different types of roofs. T
- (e) We must keep our home neat and clean. T

2. Name three special types of houses.

Three special type of houses are
boathouse, still house and igloos.



Page no-19

Q.1 What type of house will you build on a mountain that receives heavy snowfall?

Ans. States like Himachal Pradesh lies in northern part of India and experiences heavy snowfall .The houses here have wooden flooring and the roofs are sloped to let the snow slide down.

Q.2 Write two differences between a mud house and a stilt house .

Ans. **Mud House:-**

1 . Mud house walls are made of mud, roofed with bunches of straw. They are mostly built in hot and dry areas like Rajasthan.

Stilt House:-

1. Where as stilt houses are made in areas prone to floods and heavy rain fall. They are built on the bamboo poles and have sloped roofs.

Q.3

1. What type of house will you build on a mountain that receives heavy snowfall?
2. Write two differences between a mud house and a stilt house.
3. Circle the correct answer for each of these.
 - (a) Houses in snow-covered regions:
 - i) Have wooden flooring
 - ii) Are made of bricks and cement
 - (b) Houses in regions that receive heavy rainfall are:
 - i) Built on stilts
 - ii) Built of mud
 - (c) Houses in rural Rajasthan have thick mud walls because they experience:
 - i) Heavy rainfall
 - ii) Hot and dry climate
 - (d) Building a house depends upon the landform of the place and:
 - i) Lakes and rivers
 - ii) Climatic conditions

Hari Vidya Bhawan

Subject- English

(Worksheet - 7)

Class- IV

Chapter - 2

The First Tooth

Date : 27.04.2021

General Instructions :

- Please note from now onwards all worksheet should be completed in notebook of respective subjects.
- These worksheets will be considered as your periodic test, marks will be given on completion else you will have to appear for pen paper test once the school reopens.
- Read every topic which will be given in worksheet of the chapter from your course book.
- All the students must purchase course book as it will enable you to understand the chapter.
- Watch the video of Chapter - 2 , Phonic Junction in the next curriculum app.
- All queries regarding worksheet shall be resolved from 8:00am to 3:00pm.

Phonic Junction

Long vowel u sound.

A. Fill in the missing letters (ur, ew,u-e, oo or ou) to complete these words.

- | | |
|-----------------------------|-------------------------------|
| 1. N <u>e</u> <u>w</u> | 13. S <u>o</u> <u>u</u> p |
| 2. B <u>o</u> <u>o</u> k | 14. Sh <u>o</u> <u>u</u> ld |
| 3. T <u>o</u> <u>o</u> k | 15. S <u>o</u> <u>o</u> n |
| 4. Sp <u>o</u> <u>o</u> n | 16. Thr <u>o</u> <u>u</u> gh |
| 5. D <u>u</u> <u>e</u> . | 17. M <u>u</u> l <u>e</u> |
| 6. W <u>o</u> <u>u</u> ld | 18. L <u>o</u> <u>o</u> k |
| 7. C <u>o</u> <u>u</u> ld | 19. Ref <u>u</u> s <u>e</u> d |
| 8. Sn <u>o</u> <u>o</u> ze. | 20. P <u>o</u> <u>o</u> l |
| 9. Sch <u>o</u> <u>o</u> l | 21. Sh <u>o</u> <u>o</u> k |

10. Am u s e d 22. Ch o o se
11. Kn e w 23. Gr o u p
12. W o o ds 24. Exc u s e

Note :

- Do this work in neat and clean handwriting.
- Do 15 minutes reading daily.

हरि विद्या भवन

कक्षा - 4

कार्यपत्र7

विषय- हिंदी(पुस्तक बी)

पाठ-2(हम सब सुमन एक उपवन के)

दिनांक - 27/4/21

कार्यपत्रक के निर्देश :-

- 1.अब से सभी संबंधित विषयों की वर्कशीट notebook में पूरा किया जाना अनिवार्य है।
- 2.यह वर्कशीट आपके periodic test के रूप में मानी जाएगी, इसके पूरा होने पर ही आपको अंक दिए जाएंगे अन्यथा स्कूल खुलने पर आपको पेन पेपर टेस्ट देना होगा।
3. हर विषय को पढ़ें जो आपके पाठ्यक्रम की पुस्तक के अध्याय की वर्कशीट में दिया जाएगा।
- 4.सभी छात्रों को पाठ्यक्रम की पुस्तक खरीदनी चाहिए क्योंकि यह आपको अध्याय को समझने में सक्षम होगी।
- 5.Next curriculum एप्लिकेशन का वीडियो देखें।
6. वर्कशीट से संबंधित सभी प्रश्नों को सुबह 8:00 बजे से अपराह्न 3:00 बजे तक हल किया जाएगा।

2.2 पठित काव्यांश

दिनांक

1. कविता की निम्न पंक्तियाँ पढ़ें और पूछे गए प्रश्नों के उत्तर दें।

काँटों में मिलकर हम सबने,
हँस-हँस कर है जीना सीखा,
एक सूत्र में बँधकर हमने,
हार गले का बनना सीखा,
सबके लिए सुगंध हमारी,
हम शृंगार धनी-निर्धन के,
हम सब सुमन एक उपवन के।

- (क) दी गई पंक्तियों का आशय स्पष्ट करें।

हम सब एक सारावन द्वारा बनाए हुए प्राणी हैं
जीवन में काँटी समान परेशानियाँ होने पर भी निराशा
नहीं होने चाहिये।

- (ख) इन पंक्तियों के माध्यम से कवि क्या संदेश देना चाहता है?

इन पंक्तियों के माध्यम से कवि यह संदेश देना
चाहता है कि फूलों के तरह हमें भी बिना किसी
भेदभाव के मिल-जुलकर रहना चाहिये।

- (ग) पंक्तियों से प्रतीकात्मक शब्द ढूँढ़कर अर्थसहित लिखें।

काँटी - परेशानी
सुमन - सब प्राणी



उद्देश्य

कविता से संबंधित पूछे गए प्रश्नों के
उत्तर लिखेंगे।



शिक्षक/शिक्षिका की ओर से...



2.3 एस.एम.एस. (संक्षिप्त संदेश सेवा)

दिनांक

1. 'हम सब सुमन एक उपवन के' कविता द्वारा कवि ने वसुधैव कुटुंबकम् (समस्त विश्व को एक परिवार मानना) की भावना अभिव्यक्त की है। इस भावना के प्रति सम्मान व्यक्त करते हुए कवि के नाम एक संक्षिप्त संदेश लिखें। इस संदेश में आपको 20 शब्दों का प्रयोग करना है।

वसुधैव = पृथ्वी ही

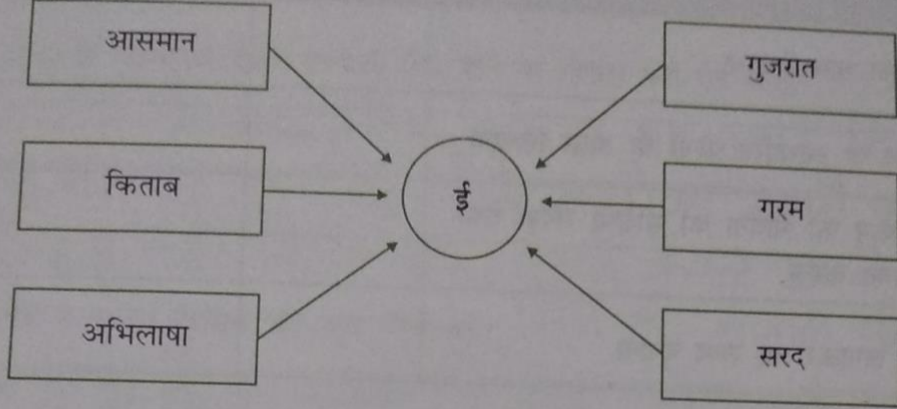
कुटुंबकम् = परिवार

अर्थ = यह मेरा है अथवा पराया है ऐसा केवल छोटे दिल वाले ही सोचते हैं। उदार दिल वालों के लिए तो सारी पृथ्वी ही एक परिवार की तरह है।

2.4 व्याकरण-अभ्यास

दिनांक

1. दिए गए शब्दों में 'ई' प्रत्यय लगाकर नए शब्द बनाएँ और दिए गए स्थान में लिखें।

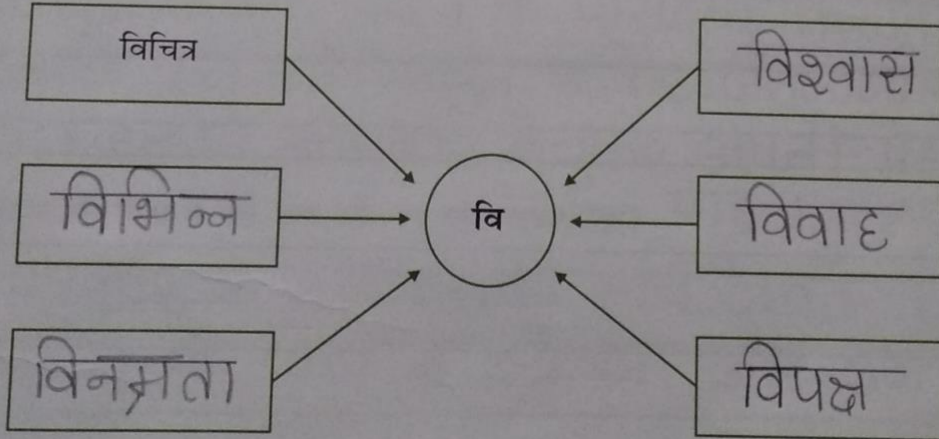


आसमानी
किताबी

अभिलाषी
गुजराती

गरमी
सरदी

- 2 'वि' उपसर्ग से पाँच नए शब्द बनाकर लिखें।



Hari Vidya Bhawan

CLASS-5

Sub EVS

Chapter -03 (Our nervous system)

Date – 27/04/21

Work sheet-7

Instructions:-

* Please note from now onwards all worksheet should be completed in Notebook of respective subjects.

* These worksheet will be considered as your periodic test, marks will be given on computation else you will

have to appear for pen paper test ones the school reopen.

* Read every topic which will be given in worksheet of the chapter from your course book.

All students must purchase course book as it will enable you to understand the chapter.

All queries regarding worksheet shall be resolved from 8 a.m. to 3pm.

* Watch the video of ch-3 from next curriculum app.



3

OUR NERVOUS SYSTEM

Highlights

- The brain
- The spinal cord and nerves
- Sense organs

Dear Children,

We perform many activities like talking, laughing, thinking, planning, running and jumping. All these activities are controlled by our brain. The brain, spinal cord and nerves constitute the nervous system, which is one of the most important systems of our body.



Jump Start

1. Fill in the blanks.

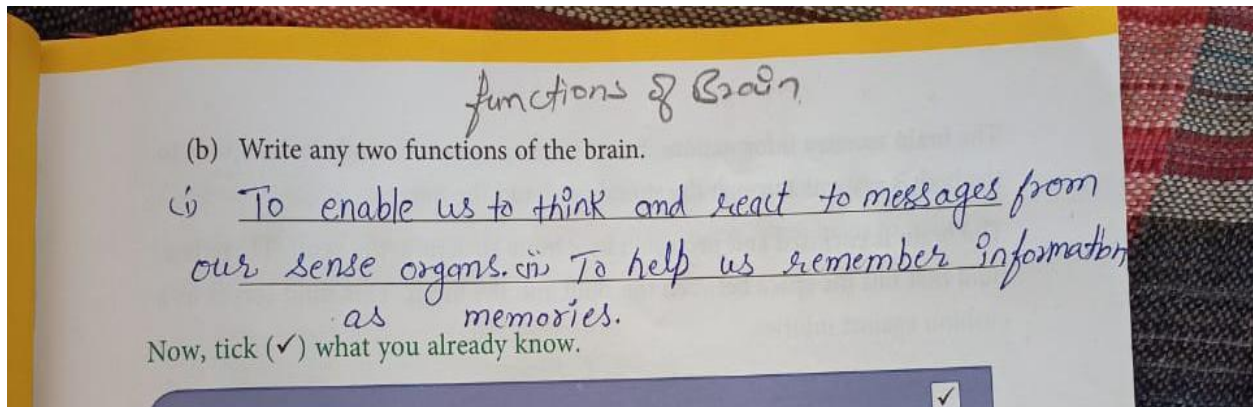
- The brain is a part of the nervous system.
- The brain is located inside the skull
- Our brain is an internal organ.
- The Cerebrum is the largest part of the brain.

2. Answer these questions.

(a) Name the three main parts of the brain.

The three main parts of the brain are cerebellum, cerebellum and medulla oblongata.





Page no -21

Q. 1 Explain the importance of the brain.

Ans. The brain is the most important organ as it controls all the functions performed by our body. It stores and recalls information when needed. The brain receives information from all the parts of the body through the spinal cord and nerves. Then it interprets the messages received and decides what action needs to be taken. It then sends instructions to the body's systems through the spinal cord and the nerves so that they can .

Q.2 Which part of the brain controls our involuntary actions?

Ans. Brain stem or medulla oblongata controls our involuntary actions.



HARI VIDYA BHAWAN
CHAPTER – 2 (Four Operations Together)

MATHEMATICS (Worksheet -7)
Class – 5th

Date: 27.04.2021

Instructions:

- Please note from now onwards all worksheet should be completed in notebook of respective subjects.
- These worksheets will be considered as your periodic test, marks will be given on completion else you will have to appear for pen paper test once the school reopens.
- Read every topic which will be given in worksheet of the chapter from your course book.
- All the students must purchase course book as it will enable you to understand the chapter.
- Watch the video of Chapter – 2 in the next curriculum app.
- All queries regarding worksheet shall be resolved from 8:00am to 3:00pm.

Q1. Divide the following numbers:

(a) $6789 \div 34$

Q= 199 R= 23

(b) $49903 \div 72$

Q= 693 R= 7

(c) $1789 \div 69$

Q= 25 R= 64

(d) $70045 \div 45$

Q= 1,556 R= 25

(e) $19678 \div 24$

Q= 819 R= 22

Q2. Multiply the following numbers:

- (a) $378 \times 67 = 25,326$
- (b) $709 \times 301 = 2,13,409$
- (c) $6766 \times 34 = 2,30,044$
- (d) $3092 \times 25 = 77,300$
- (e) $7890 \times 239 = 18,85,710$

Q3. Brain is a successful businessman. He donated Rs. 78,000 to a school for differently-abled children last year by giving a fixed amount of money every month to the school. Calculated how much money he donated to the school every month.

Answer: Months in year = 12
Total amount donated = $78,000 \div 12 = \text{Rs. } 6,500$

Q4. Complete the table:

S.no.	Addition	Subtraction	Multiplication	Division
Eg. 3,456 and 689	$3,456 + 689 = 4,145$	$3,456 - 689 = 2,767$	$3,456 \times 689 = 23,81,184$	$3,456 \div 689$ Q = 5 R = 11
(a) 4067 and 411	$4,067 + 411 = 4,478$	$4,067 - 411 = 3,656$	$4,067 \times 411 = 16,71,537$	$4,067 \div 411$ Q = 9 R = 368
(b) 5902 and 321	$5,902 + 321 = 6,223$	$5,902 - 321 = 5,581$	$5,902 \times 321 = 18,94,542$	$5,902 \div 321$ Q = 18 R = 124
(c) 567 and 34	$567 + 34 = 601$	$567 - 34 = 533$	$567 \times 34 = 19,278$	$567 \div 34$ Q = 16 R = 23



STAY HOME STAY SAFE...