

HARI VIDYA BHAWAN
Worksheet-1
Class-1st
Subject-computer
CH-7 Data and Memory

Date: 26/11/2020

INSTRUCTIONS-

- 1.) Please note from now onwards all worksheet should be completed in notebook of respective subjects.**
 - 2.) These worksheets will be considered as your periodic test, marks will be given on completion else you will have to appear for pen paper test once the school reopens.**
 - 3.) Read every topic which will be given in worksheet of the chapter from your course book.**
 - 4.) All the students must purchase course book as it will enable you to understand the chapter.**
 - 5.) All queries regarding worksheet shall be resolved from 8 :00 am to 3:00pm.**
-

Do this work in computer notebook and book pg no-54



Exercises

A. Tick [✓] the correct answer.

- is a collection of unorganized words.
 a. Data b. Memory c. Information
- 'I am going to school' is an example of
 a. Data b. Memory c. Information
- has a larger memory than yours.
 a. Computer b. Table c. Chair

B. Write 'T' for True and 'F' for False statements.

- Data is used to store information in computer.
- Information is the meaningful form of data.
- Computer has a larger memory than humans.

F
T
T

C. Fill in the blanks after unscrambling the words.

- Organized form of data is Information

R F A I O M N I T N O

- Used to remember things Memory

R M M O Y E

D. Give example of Data and Information in the space given below.

DATA	INFORMATION
Class 3	Rahul is in class 3.
₹ 5000	His monthly fees is ₹ 5000.

HARI VIDYA BHAWAN

CLASS :- 1

SUBJECT :- E.V.S.

LESSON :- 9 { Air }

Date :- 26.11.20./ Day :- Thursday

Instructions :-

- Please note from now onwards all worksheet should be completed in note book of respective subject.
- These worksheet will be considered as yr periodic test, marks will be given on completion else you will have to appear for pen paper test on the school reopens.
- Read every topic which will be given in worksheet of the chapter from your book.
- All the students must purchase course books as it will enable you to understand the chapter.
- All queries regarding worksheet shall be resolved from 8 am to 3 pm.
- Watch the video of chapter 9 given in next curriculum app.

Q 1 :- Write True or False.

1. We can see air. **F**
2. Air is everywhere . **T**
3. An empty glass has air in it. **T**
4. Air has no weight. **F**

Q 2 :- Fill in the blanks.

1. **Wet** clothes dry with the help of air.
2. **Air** helps the paper to burn.

3. We need air to live.
4. A tree does need air to live.
5. Air has no taste and smell , but we can feel it when it moves.

Q 3 :- Why do we need air ?

Ans :- We need air to live.

Q 4 :- A part from human beings, who else needs air to live ?

Ans :- Plants and animals also need air to live.

Q 5 :- What helps in drying wet clothes ?

Ans :- Air helps in drying wet clothes.

Q 6:- Name any two things that can be filled with air.

Ans :- Tyre and Balloon.

Q 7:- What helps paper planes fly ?

Ans :- Air helps paper planes fly.

Q 8 :- Give any five examples that show the presence of air.(Do it in book – B pg. no. 48)



1. Flying a kite.
2. Blowing candles
3. Blowing a bubblegum
4. Moving pin wheel.
5. Inflating a ball
6. Hat flying away.

हरि विद्या भवन

कक्षा :- 1

विषय :- हिंदी

पाठ :-9 (रंगों की दुनिया)

दिनांक :- 26.11.20 / दिन :- वीरवार

अनुदेश :- प्रिये माता / पिता आपसे निवेदन है कि आप इस वर्कशीट को करने से पहले इससे संबंधित वीडियो बच्चों को अवश्य दिखाए तथा दिया गया कार्य कॉपी में करें तथा पाठ को पढ़ें ।

प्रश्न 1 :- कठिन शब्द

1. वस्तुएँ
2. मौसम
3. पहेलियाँ
4. तितलियाँ
5. सतरंगी

प्रश्न 2 :- “ अँ ” की मात्रा वाले शब्द ।

1. साँझ
2. चाँद

3. दाँत

4. मुँह

5. हँस

प्रश्न 3 :- आपका मनपसंद रंग कौन - सा है ? उस रंग से जुड़े फलों या सब्जियों के नाम बताइएँ।

उत्तर :- स्वयं करें ।

प्रश्न 4 :- दीदी सभी बच्चों को कहाँ लेकर गई ?

उत्तर :- दीदी सभी बच्चों को बाग में लेकर गई ।

प्रश्न 5 :- बाग में बच्चों ने कौन - सा खेल खेला ?

उत्तर :- बाग में बच्चों ने पहेलियों द्वारा रंग पहचानने का खेल खेला ।

प्रश्न 6 :- सही शब्द चुनकर खाली स्थान भरे ।

1. सभी बच्चे हँस रहे थे ।

2. कौआ काँव - काँव कर रहा था ।

3. रंग - बिरंगी तितलियाँ उड़ रही थी ।

4. आसमान में पतंग उड़ रही थी ।

5. बाग में मंद - मंद बाग में हवा चल रही थी ।

HARI VIDYA BHAWAN

CLASS :- 1

SUBJECT :- S.K.

LESSON :- 5 { Good habits }

Date :- 26th November 20. / Day :- Thursday

Instructions :-

- Please note from now onwards all worksheet should be completed note book of respective subject.
- These worksheet will be considered as your periodic test, mark will be given on completion else you will have to appear for pen paper test once the school reopens.
- Read every topic which will be given in worksheet of the chapter from your course book.
- All the students must purchase course books as it will enable you to understand the chapter.
- All queries regarding worksheet shall be resolved from 8:00 am to 3:00 pm.
- Watch the video of chapter 5 given in next curriculum.

Q 1:- Word meaning

1. Respect – आदर करना
2. Cleanliness – स्वच्छता
3. Discipline – अनुशासन
4. Suddenly – अचानक से
5. Refuses – मना कर देना

Q 2 :- Write down two habits that Bunty had.

Ans :- Bunty did not like to wash her hands and clean her face after playing outside.

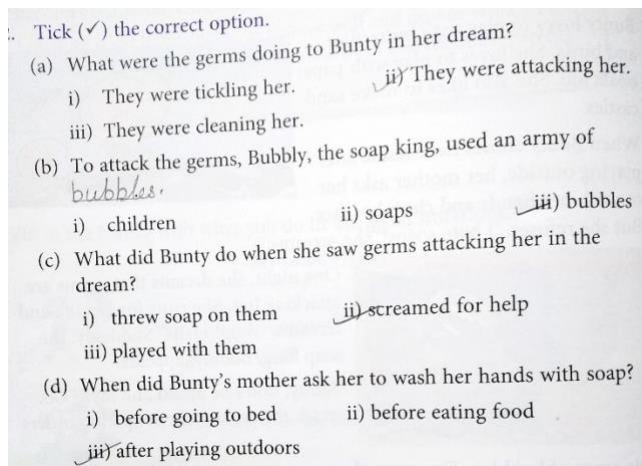
Q 3 :- Was it right for Bunty to scream at her mother ? Why ?

Ans :- No, it's bad manner to scream at our parents.

Q 4 :- Who does Bunty loves to play with ?

Ans :- Bunty loves to play with butterflies and birds.

Do these questions in ur S.K. notebook and book pg. no. 22.



HARI VIDYA BHAWAN
Worksheet-2
Class-2nd
Subject-computer
CH-6 Typing in word-pad

Date: 26/11/2020

INSTRUCTION:

- 1.) Please note from now onwards all worksheet should be completed in notebook of respective subjects.**
 - 2.) These worksheets will be considered as your periodic test, marks will be given on completion else you will have to appear for pen paper test once the school reopens.**
 - 3.) Read every topic which will be given in worksheet of the chapter from your course book.**
 - 4.) All the students must purchase course book as it will enable you to understand the chapter.**
 - 5.) All queries regarding worksheet shall be resolved from 8 :00 am to 3:00pm.**
-

Do this work in computer notebook and book pg no-48

C. Fill in the blanks.

1. **K E.. Y B.. O A.. R.. D** is used to type letters, words, numbers, etc., on a computer.
2. **H O.. M E..** and **V I.. E W..** are two tabs in WordPad.
3. **T I.. T ..L.. E B.. A R..** is the topmost bar in WordPad window.
4. **C U.. R S.. O R..** is the vertical blinking line on the screen.

D. Answer the following questions.

1. What do you mean by WordPad?

A Wordpad is a WordProcessing program that is used to typing text in a computer.

2. What will happen if you click on bold and italic options?

The text will appear darker if we select Bold and the text will appear slanting if we select Italic.

3. Why do we change font size?

We change font size to increase or decrease the size of text and to make it more readable.

Hari vidya bhawan

Class - 2

Subject - value education (sk)

Ch-7(Being calm)

Worksheet - 1

Date :26-11-2020

Instructions :

Please note from now onwards all worksheet should be completed in notebook of respective subject.

These worksheet will be considered as your periodic test marks will be given on completion else you will have to appear for pen paper test once the school reopen.

Read every topic which will be given in worksheet of the chapter from your course book.

All the students must purchase course book as it will enable you to to understand the chapter.

All queries regarding worksheet Shall be resolved from 8:00 a.m. to 3 p.m.

Do this worksheet in value education (sk) copy.

Answer the following questions:

1) Which character in the story was angry?

ans) Akku was angry.

2) Why did not Akku like the beautiful sunflower and the funny monkeys playing on the road?

ans) Akku was upset so she did not like the beautiful flowers and the funny monkeys playing on the road.

3) Who was the bad boy in the story

ans) Bikku was bad boy in this story.

4) What did happen with Akku in the school?

ans) Akku was tripped over the brick so she was upset.


Difficult words :

1)Angry. 2)screamed

3)empty. 4)replied

5)tripped. 6)forgotten

Circle the correct option (do in book only)



HARI VIDYA BHAWAN
Worksheet-2
Class-3RD
Subject-computer
CH-6 Internet-introduction

Date: 26/11/2020

INSTRUCTION:

- 1.) Please note from now onwards all worksheet should be completed in notebook of respective subjects.**
 - 2.) These worksheets will be considered as your periodic test, marks will be given on completion else you will have to appear for pen paper test once the school reopens.**
 - 3.) Read every topic which will be given in worksheet of the chapter from your course book.**
 - 4.) All the students must purchase course book as it will enable you to understand the chapter.**
 - 5.) All queries regarding worksheet shall be resolved from 8 :00 am to 3:00pm.**
-

Do this work in computer notebook and computer book pg no-61

C. Fill in the blanks.

1. ... E-Mail enables us to send and receive messages to/from people around the world.
2. Each page on the Web has a unique address, called .URL
3. Social Networking .. enables you to connect with people who share similar personal interests.
4. Search Engine is the software that finds information related to a specific topic on the Internet.

D. Give the full form of the following.

1. ARPA .. Advanced Research Projects Agency
2. E-mail .. Electronic Mail
3. WWW .. World Wide Web
4. URL .. Uniform Resource Locator

E. Define the following.

1. Web Page: .. It is a single page on a web that contains information in the form of text, graphic, sound or video.
2. Web Browser: .. It is a software used to open a webpage or website.

F. Answer the following questions.

1. What is Internet?
.. The internet is the largest network that connects millions of computers across the world. It is popularly called Net.
2. Write any two uses of Internet.
.. I) We can purchase or sell products on internet sitting at home.
.. II) Internet allows us to exchange typed messages with another person.
3. What is the use of search engine?
.. The search engine is the software that finds websites, web pages, images, videos, news and other information on the internet.

HARI VIDYA BHAWAN

CLASS – 3

SUBJECT – EVS

WORKSHEET – 10

CHAPTER – 8 WATER AROUND US

- **Do this work in your Book B.**

Date – 26-11-2020

Instructions:-

- * Please note from now onwards all worksheet should be completed in Notebook of respective subjects.
- * These worksheet will be considered as your periodic test, marks will be given on computation else you will have to appear for pen paper test ones the school reopen.
- * Read every topic which will be given in worksheet of the chapter from your course book.
- * All students must purchase course book as it will enable you to understand the chapter.
- * All queries regarding worksheet shall be resolved from 8:00 a.m. to 3:00 p.m.
- * Watch the video of chapter – 8 given in the Next Curriculum App.



8

WATER AROUND US

Date: 26-11-2020

8.1 Sources of Water



- Identify the different sources of water

1. Paste a picture of a natural and an artificial source of water. Give one difference between them.



Artificial source

Sources of water such as

dams, well, canals created by human beings.



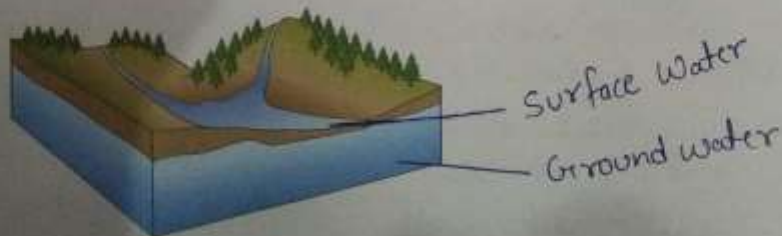
Natural source

Sources of water such as

lakes, oceans, seas are from nature.

2. Look at the picture and answer the questions.

- (a) Label ground water and surface water in the given picture.



(b) How do we obtain ground water? Give an example.

We can obtain groundwater by digging the wells and drawing out water from them by using hand pumps and tubewells or by using the pulley from the wells.


(c) Write a short note on surface water.

Snow from the glaciers in the mountains melt forms rivers, lakes and streams. All these sources of water are natural and called surface water. Surface water flows on the surface of the earth.



Teacher's remarks

A large, empty rounded rectangular box provided for the teacher to write their remarks.




8.2 Where do We Get Water from?



- Describe how water reaches a tap from a source

1. Look at the images of the stages of the journey of water from a source to a tap. Write the letters a to e in the boxes to sequence the stages. Name the stages.



(a) Sources of water

(b) Water treatment plant

(c) Stored in watershed tanks

(d) flows through pipes

(e) Tap water

HARI VIDYA BHAWAN

CLASS – 3

SUBJECT – GK

27. Amazing Polar Facts

WORKSHEET – 7

Do this work in your Book and Notebook.

Date – 26-11-2020

Instructions:-

- * Please note from now onwards all worksheet should be completed in Notebook of respective subjects.**
- * These worksheet will be considered as your periodic test, marks will be given on computation else you will have to appear for pen paper test ones the school reopen.**
- * All students must purchase course book as it will enable you to understand the chapter.**
- * All queries regarding worksheet shall be resolved from 8 a.m. to 3 p.m.**

27. Amazing Polar Facts

Read about the historic expedition of the South Pole adventurer, Ernest Shackleton.



Aim: To be a traveller and visit the South Pole someday.



Born:
February 15, 1874

Died:
January 5, 1922

1919, he published his life long story of travelling to the South Pole.

1915, 'Endurance' became trapped in ice and sank after 10 months.

1914, he made his third trip to Antarctica on the ship 'Endurance'.

- 1901, he was picked to travel with British navy officer Robert Falcon Scott on the ship 'Discovery'.
- He reached near the South Pole but got sick and returned to Britain.

- He became a journalist.
- 1908, he went back to Antarctica on the ship 'Nimrod'.
- Made several scientific discoveries and came closest to the South Pole.
- Given the title of Sir.

Fill in the events about Shackleton's life.

S.No	Date	Event
1	1874	Ernest Shackleton was born.
2	1908	He went to Antarctica on ship 'Nimrod'.
3	1915	Endurance ship trapped in ice and sank.
4	1901	He reached near the South Pole.
5	1922	He died

Let us know more about the Poles.

- There is no time zone in the North Pole.
- The sun rises and sets only once every year.
- Penguins only live in the South Pole.
- Native tribes live in countries near the North Pole.
- Antarctica is the fifth largest continent in the world.
- Antarctica contains 90% of the ice of our planet.
- The continent of Antarctica is divided into two parts, East and West.
- Arctic is the highest continent.
- Penguin is the most famous inhabitant of Antarctica.
- The North Pole is the warmest in July.
- Northpole contains huge deposit of oil.
- The narwhales live in the water of Arctic Circle.



HARI VIDYA BHAWAN

WORKSHEET-3

CHAPTER-9 (MONEY)

CLASS-3

SUBJECT- MATHS

DATE: -26/11/2020

INSTRUCTIONS: -

- 1.) Please note from now onwards all worksheet should be completed in notebook of respective subjects.
 - 2.) These worksheets will be considered as your periodic test, marks will be given on completion else you will have to appear for pen paper test once the school reopens.
 - 3.) Read every topic which will be given in worksheet of the chapter from your course book.
 - 4.) All the students must purchase course book as it will enable you to understand the chapter.
 - 5.) Watch the video of Chap-9 in the next curriculum app.
 - 6.) All queries regarding worksheet shall be resolved from 8 :00 am to 3:00pm.
-

Do this question in book-b EX-9.2 (page no -34)

Date: 24/2/15		Aarif Stationery		
S. No.	Name of the item	Price per item (in ₹)	Quantity	Price (in ₹)
1	Pencil	5	4	20
2	Eraser	4	3	12
3	Notebook	25	2	50
4	Crayons	30	1	30
Total amount				112

EX-9.2 Do Q2 in your notebook page no-34

2. On 30th January 2017, Sachin goes to the market with his father. He buys 2 chocolates, 4 balloons and 1 ball. The cost of 1 chocolate, 1 balloon and 1 ball is ₹10, ₹5 and ₹20 respectively. Make a bill for the items he buys. Give a name to the shop while making the bill.

ANSWER:-

2.

Date: 30/1/15

Keep Fit

S. No.	Name of the item	Price per item (in ₹)	Quantity	Price (in ₹)
1	Chocolate	10	2	20
2	Balloon	5	4	20
3	Plastic ball	20	1	20
Total amount				60

Try to solve this question Q3 and do it in your copy

3. Read the bill for the sports items Ridaan buys from a store and answer the questions based on it.

Date: 03/06/17

Style Sports

	Name of the item	Price per item (in ₹)	Quantity	Price (in ₹)
1	Hockey stick	150	4	600
2	Tennis ball	35	7	245
3	Tennis net	270	2	540
4	Stopwatch	410	3	1,230
Total amount				2,615

- (a) What is the total cost of hockey sticks and stopwatches?
- (b) What is the cost of 2 hockey sticks and 4 tennis balls?
- (c) The cost of 2 stopwatches is the same as the cost of 5 hockey sticks. Is this statement true or false?
- (d) Rajeev goes to the same store and buys 11 tennis balls and 5 hockey sticks. What is the total amount he needs to pay?
- (e) What is the difference between the cost of 2 tennis nets and 1 stopwatch?

HARI VIDYA BHAWAN
Worksheet-1
Class-4TH
Subject-computer
CH-6 Internet-surfing & security

Date: 26/11/2020

INSTRUCTION:

- 1.) Please note from now onwards all worksheet should be completed in notebook of respective subjects.**
 - 2.) These worksheets will be considered as your periodic test, marks will be given on completion else you will have to appear for pen paper test once the school reopens.**
 - 3.) Read every topic which will be given in worksheet of the chapter from your course book.**
 - 4.) All the students must purchase course book as it will enable you to understand the chapter.**
 - 5.) All queries regarding worksheet shall be resolved from 8 :00 am to 3:00pm.**
-

Q.1 Write the given question answers in your computer notebook and book (pg- 66 & 67)

Exercises

A. Tick [✓] the correct answer.

- is the largest network that links millions of computers.
a. Television b. Internet c. Telephone
- The history of the Internet starts with the birth of
a. ARPANET b. Intranet c. Website
- The Internet connection is provided by different companies called
a. IPS b. ISP c. SPI
- is the latest web browser of Windows 10.
a. Google Chrome b. Microsoft Edge c. Mozilla Firefox
- Google Chrome is a web browser developed by
a. Microsoft b. Mosaic c. Google

B. Write 'T' for True and 'F' for False statements.

- A web browser is the address of a web page.
- Many search engines use a program called spider.
- Hotmail is a popular web browser.
- Always choose strong password to protect your account.
- You should always open an email message with attachment.
- Never share your personal information with stranger on Web.

F
T
F
T
F
T

C. Fill in the blanks.

1. Internet... enables us to send and receive messages at a fast speed.
2. In 1969, the Department of Defense of USA developed ARPANET.
3. Mosaic..... was the first successful graphical Web browser.
4. Broadband..... is a high-speed Internet connection.
5. A Hit..... is any web page name that lists as a result of a search.

D. Define the following.

1. Web Browser: It is a software program that allows us to browse the Internet and to open different websites.
2. Search Engine: It is a program that searches through the collection of web pages for a particular information.

E. Answer the following questions.

1. What are the advantages of Internet?
i) We can get information on any topic of our interest easily.
ii) We can send and receive e-mail messages at a very fast speed.
iii) We can buy books, toys and other products on the Internet.
2. Name the different types of equipment required to connect Internet.
The different types of equipment required to connect the internet are computer system, Modem, Internet connection and internet service provider.
3. What is the function of modem?
Modem is a device that receives data from the internet and sends data from a computer to the Internet.
4. Why should we choose strong password for our accounts?
We should choose strong and unique passwords for our accounts like email so that no strangers can guess them easily.
5. Write three responsibilities of a Digital Citizen.
i) We should keep our computer safe and secure all the time.
ii) We must visit appropriate websites that promote learning and education.
iii) We must always log out.

HARI VIDYA BHAWAN

CHAPTER – 9 (Metric Measures) MATHEMATICS (Worksheet – 4) Class – 4th

Date: 26-11-2020

Instructions:

- Please note from now onwards all worksheet should be completed in notebook of respective subjects.
- These worksheet will be considered as your periodic test, marks will be given on completion else you will have to appear for pen paper test once the school reopens.
- Read every topic which will be given in worksheet of the chapter from your course book.
- All the students must purchase course book as it will enable you to understand the chapter.
- All queries regarding worksheet shall be resolved from 8:00am to 3:00pm.
- Watch the video of chapter 9 given in next curriculum.

WORD PROBLEM

Q1. Raghav wants to make 12 cakes. If he knows that 6kg of flour is enough to bake 36cakes, how much flour will he need for the 12 cakes?

Q2. Mr. Sumit buys following items to make a mixed vegetable curry.

Item	Weight
Tomato	1/2kg
Peas	250g
Cabbage	1/2kg
Capsicum	1kg
Potato	500g
Beans	250g

What is the total weight of the items(in kg)?

Q3.How many kilograms of rice does Raghav need to add to a bag weighing 2kg 400g to make it weigh 14kg?

Q4. In a marriage, the caterer brings 126kg of potatoes and 87,985g of onions. Which item weighs more and by how much?

Do Q.9, Q.12 & Q.13 in your Book by yourself. (page 30, 31 & 32) Book – B.

Q5. A cow gives 6,000mL of milk daily. How many litres of milk does the cow give per day?

Q6. A pack of orange juice holds 2L of juice. How many glasses can you fill with 1 pack of orange juice if the capacity of each glass is 250mL?

HARI VIDYA BHAWAN

WORKSHEET-2

CHAPTER-6 Word- Table and Mail Merge

CLASS-5

SUBJECT-COMPUTER

DATE: 26/11/2020

INSTRUCTIONS:

- 1.) Please note from now onwards all worksheet should be completed in notebook of respective subjects.
 - 2.) These worksheets will be considered as your periodic test, marks will be given on completion else you will have to appear for pen paper test once the school reopens.
 - 3.) Read every topic which will be given in worksheet of the chapter from your course book.
 - 4.) All the students must purchase course book as it will enable you to understand the chapter.
 - 5.) All queries regarding worksheet shall be resolved from 8 :00 am to 3:00pm.
-

Do this work in computer notebook and computer Book pg-92 .

C. Fill in the blanks.

1. **Format Painter** tool is used to copy the formatting that you apply to text.
2. By default, Word creates tab stops every **0.5 inch** across the page.
3. To select everything in the cell, **Triple-click** on it.
4. **Data Source** contains the name and address of each recipient, to whom you want to send the document.
5. To start mail merge, click on **Mailings** tab.

D. Differentiate between the following.

- | | |
|---|--|
| 1. AutoCorrect
Auto correct features corrects common spellings errors and errors in capitalization..... | AutoFormat
Auto format automatically creates symbols, fractions, and ordinal numbers..... |
| 2. Merge Cell
Merge cell is used to combine two or more cells in a table to create one large cell..... | Split Cell
Split cell is used to split one cell into two or more cells in our table to create more than one section. |

E. Answer the following questions.

1. What is the use of Format Painter?
The format painter tool is used to copy the formatting that we apply to text in one portion of our document to another portion.
2. How many types of Tab settings are available in Word? Name them.
There are five types of Tab settings in word: They are Left Tab, Right Tab, Center Tab, Decimal Tab and Bar Tab.
3. Why do we need Table?
We need Table for various tasks such as presenting textual information and numerical data in tabular form.
4. What are the three ways to create a table in Word?
1) We can create a blank table and type data in it.
2) We can insert a present table and replace its text.
3) We can draw a customized table by controlling how rows and columns appear in it.
5. What do you mean by Mail merge?
Mail merge features is used to produce a personalized document such as an announcement or greeting card for each person on our mailing list at once.

Application Based Question.

Hari Vidya Bhawan

Class-5

Sub Gk

Chapter -11 (Rocks and minerals)

Date – 26/11/2020

Work sheet-1

Instructions:-

* Please note from now onwards all worksheet should be completed in Notebook of respective subjects.

* These worksheet will be considered as your periodic test, marks will be given on computation else you will have to appear for pen paper test ones the school reopen.

* Read every topic which will be given in worksheet of the chapter from your course book.

* All students must purchase course book as it will enable you to understand the chapter.

* All queries regarding worksheet shall be resolved from 8 a.m. to 3pm.

42. Plants at Poles

Do you have a favourite plant? Share its name. The extreme temperatures at the Poles make it near impossible for plants to survive.



Complete the names of the plants at the Poles.



S O U T H E R N
B E E C H



H A I R



G R A S S P E A R L W O R T



M O S S



L I V E R W O R T



L I C H E N

41. First Ones To Go

My name is Thomas, friends. If you want to go somewhere you've never been, what do you do first? You might use map or GPS. But when the poles were discovered there were no maps or GPS!

Write the names of the first explorers of the poles.

1. The first Viking to sight Iceland was Gardar Svavarsson, who lost his route due to harsh conditions.
2. Erik the Red, an outlawed chieftain, established settlements in Greenland.
3. The English explorer John Davis entered Cumberland Sound, Baffin Island.
4. Roald Amundson who led the first expedition to reach the South Pole, was the first person to reach both Poles.
5. Robert Peary and sledge party claimed to be the first to reach the North Pole.
6. Americans, Richard E. Byrd and Floyd Bennett claimed to have flown over the North Pole in 1926.
7. The first person to reach the North Pole on foot (or skis) and return with no outside help was Richard Weber of Canada.



Help Box




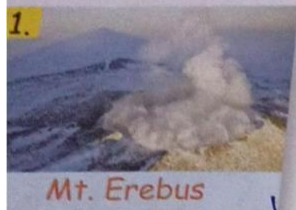
- | | | |
|----------------------|-------------------|--------------------|
| a. Erik the Red | b. Roald Amundsen | c. Richard E. Byrd |
| d. Richard Weber | e. John Davis | f. Robert Peary |
| g. Gardar Svavarsson | | |

43. Natural Wonders

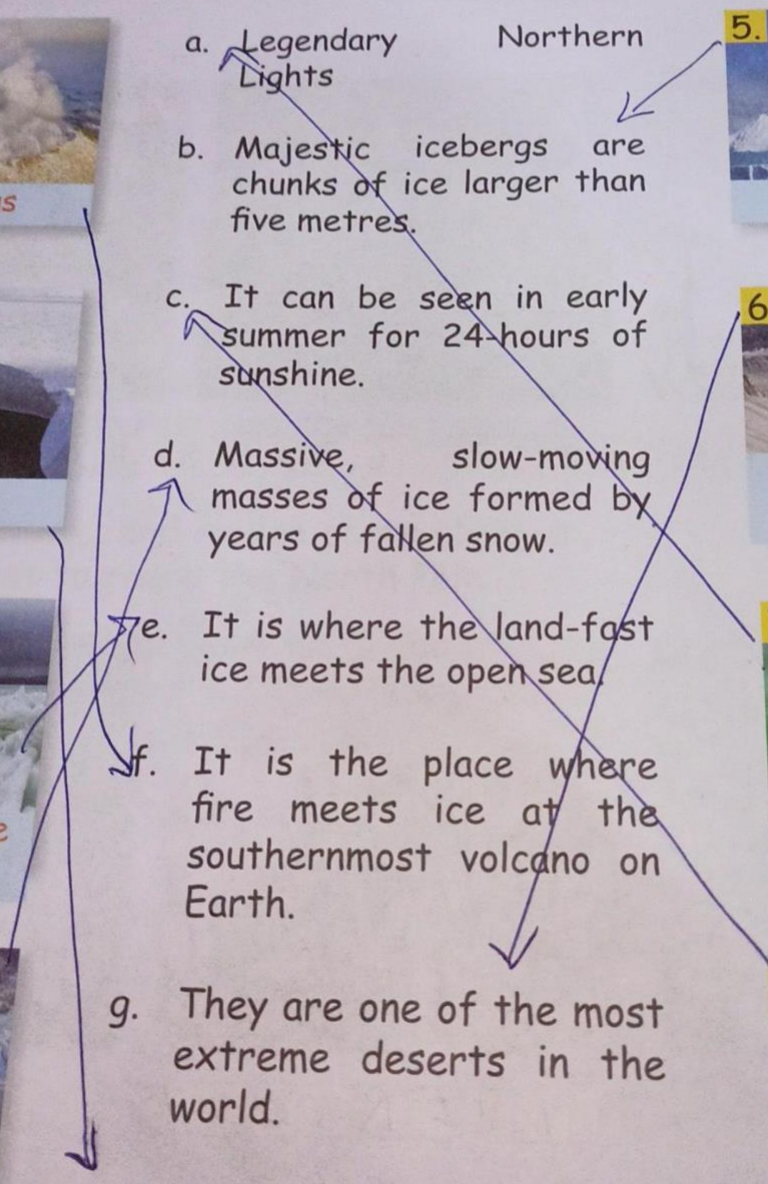
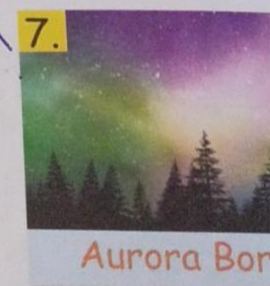

The Arctic and Antarctic are spectacular places. Like we have natural wonders in our country, there are natural wonders there too.



Match the pictures to the clues.



- a. Legendary Northern Lights
- b. Majestic icebergs are chunks of ice larger than five metres.
- c. It can be seen in early summer for 24 hours of sunshine.
- d. Massive, slow-moving masses of ice formed by years of fallen snow.
- e. It is where the land-fast ice meets the open sea.
- f. It is the place where fire meets ice at the southernmost volcano on Earth.
- g. They are one of the most extreme deserts in the world.
- h. It is the largest subglacial lake ever discovered.



Review Sheet - 6

A. Correct the sentences.

1. Legendary Southern Lights (Aurora Borealis) are visible in the higher latitudes.

Legendary Northern lights are visible in the higher ^{altitude}.

2. The Midnight Sun can be seen in early winter.

Midnight sun can be seen in early summer.

3. McMurdo Dry Valleys are one of the most extreme valleys in the world.

McMurdo Dry valleys are one of the extreme deserts in the world.

B. Fill in the blanks.

1. Roald Amundsen led the first expedition to reach the South Pole.

2. Himadri Research Station is India's first Arctic research station.

3. Animals that live in Antarctica include penguins and seals.

C. Identify the pictures.



1. Hair grass



2. Moss



3. Liverwort



4. Lichen

HARI VIDYA BHAWAN

CHAPTER – 10 (Perimeter and Area) MATHEMATICS (Worksheet – 2) Class – 5th

Date: 26-11-2020

Instructions:

- Please note from now onwards all worksheet should be completed in notebook of respective subjects.
- These worksheet will be considered as your periodic test, marks will be given on completion else you will have to appear for pen paper test once the school reopens.
- Read every topic which will be given in worksheet of the chapter from your course book.
- All the students must purchase course book as it will enable you to understand the chapter.
- All queries regarding worksheet shall be resolved from 8:00am to 3:00pm.
- Watch the video of chapter 10 given in next curriculum.

FORMULAE

- Perimeter of a rectangle = $2 \times (\text{Length} + \text{Breadth})$ /or $2 \times \text{Length} + 2 \times \text{Breadth}$
- Perimeter of a square = $4 \times \text{length of a side}$

WORD PROBLEM

Q1. A square park has a jogging track around its boundary. The total length of the track is 200m. What is the length of each side of the track?

Q2. Mr. Chaman wants to erect a fence around his field, which measures 8m by 7m. The cost of fencing is Rs. 5per meter. How much money does he need to fence the entire field?

Q3. Pinki is decorating the border of her saree with lace. The saree is 6m long and 1.5m wide. What is the length of the lace she requires?


FORMULAE

- AREA OF Rectangle = Length x Breadth
- AREA OF Square = Side x side

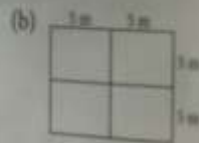
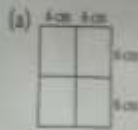


Let Us Try - 10.2

1. Find the area of each shape using the formulae for the area of a square and a rectangle.



2. Find the area of each figure.



Q5. Find the area of these shapes.

(a) A square of side 40m

(b) A rectangle of length 16cm and width 8cm.