

HARI VIDYA BHAWAN

CLASS :- Nursery

SUBJECT :- ENGLISH

TOPIC – LETTER - A

WORKSHEET :- 4

Date :- 26th April 21 / Day :- Monday

Instructions :-

- Please note from now onwards all worksheet should be completed in notebook of respective subject.
- These worksheet will be considered as your periodic test, mark will be given on completion else you will have to appear for pen paper test ones the school reopens.
- Read every topic which will be given in worksheet of the chapter from your course book.
- All the students must pue course books as it will enable you to understand the chapter.
- All queries regarding worksheet shall be resolved from 8:00 am to 1:30 pm.
- Watch the video of Topic – Letter - A given in Pearson App.

Fun time

Aa

Who Gets the Apple? Story for /a/

Note: All the stories to be read out by the teacher

Annie the ant finds an apple on a tree. She wants to eat it. She tries to pluck the apple, but it is too heavy. It falls.

What happens to the apple?



When Annie goes down, she sees Ally the Alligator eating the apple.

Annie gets angry.

How does Annie feel when she sees Ally eating the apple?

'Hello!' says Ally. 'How are you?' But Annie doesn't reply. She is angry. 'Here, take it. This is your apple,' says Ally.

How does Ally greet Annie?



Why is Annie happy in the end?

Annie smiles and says, 'Hi! My name is Annie. Let us share the apple.'

Up for Discussion

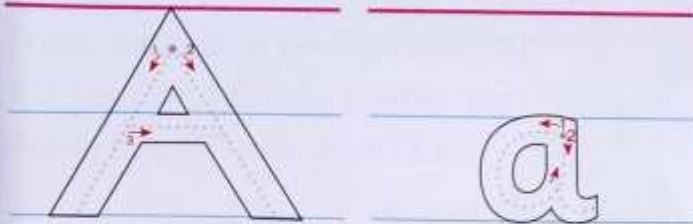
- × **New Vocabulary:** ant, apple, alligator, angry, eat, pluck
- × **Questions:** Where does Annie find the apple? What does Annie see when she goes down the tree? Is the apple too heavy for Annie? What is heavy or light for you? Should we eat someone's food without permission? What should Annie say to Ally when Ally gives her back her apple? Children may use their mother tongue to answer the questions. Repeat in English for them and the class to hear.

Lessons for Life

- Politeness
- Generosity

LEARNING TIME

A. Trace the letters **A** and **a** with your finger. Colour the letters.



B. Trace the letters **A** and **a**.

A A A A A

A A A A A

A A A A A

a a a a a a

a a a a a a

a a a a a a

Letter **a** sound vocabulary



alligator



apple



ant



angry



arrow



astronaut



Note – Do page no – 10 and 11 in your English Application Book – A.

HARI VIDYA BHAWAN

CLASS :-K.G.

SUBJECT :- ENGLISH

TOPIC :- ENDING WORDS

WORKSHEET - 4

Date :- 26th April 21 / Day :- Monday

Instructions :-

- Please note from now onwards all worksheet should be completed in notebook of respective subject.
- These worksheet will be considered as your periodic test, mark will be given on completion else you will have to appear for pen paper test ones the school reopens.
- Read every topic which will be given in worksheet of the chapter from your course book.
- All the students must purchase course books as it will enable you to understand the chapter.
- All queries regarding worksheet shall be resolved from 8:00 am to 1:30 pm.
- Watch the video of Topic – Ending words given in Pearson App.

ACTIVITY TIME

Note – Take your activity in your hand, then click a picture and send it in your class whatsapp group.

Let's Revise Our Vowels

Do you remember your vowels? Help the fisherman find them by circling the fish that have eaten the vowels.





LEARNING TIME

NOTE – Do this work in your Application book – A.

Ending Words

Nurture—A Programme for Early Years
Literacy Application Book A
Date



Circle the last sound of the picture.

	h w n		t p b
---	-------------	---	-------------

hen tap

	n p t		j g e
---	-------------	---	-------------

cat jug

	b u b		g u b
---	-------------	---	-------------

bib ←

Vowels

Literacy Application Book A
Date

Colour the boxes with vowels.

q	l	o
a	i	g
n		m
e	u	h
j	w	y

HARI VIDYA BHAWAN

CLASS 1

SUBJECT ENGLISH

WORKSHEET :7

CHAPTER- 2

DATE : 26 April 21

Instructions:-

- * Please note from now onwards all worksheet should be completed in Notebook of respective subjects.
- * These worksheet will be considered as your periodic test, marks will be given on computation else you will have to appear for pen paper test ones the school reopen.
- * Read every topic which will be given in worksheet of the chapter from your course book.
- * All students must purchase course book as it will enable you to understand the chapter.
- * All queries regarding worksheet shall be resolved from 8:00 a.m. to 3:00 p.m.

* Watch the video of chapter – 2 given in the Next Curriculum App.

OPEN YOUR EYES

Q1 : Rewrite each sentences by changing the masculine words to feminine .

(a) Rahul's father is a doctor

Ans. Rahul's mother is a doctor

(b) My uncle is an artist.

Ans. My aunt is an artist.

© There are two peacocks in the zoo.

Ans. There are two peahens in the zoo

(d) The lion was sleeping next to a tree.

Ans. The lioness was sleeping next to a tree.

(e) The gander was white in colour.

Ans. The goose was white in colour.

(f) I rode a horse at the fair.

Ans. I rode a mare at the fair.

Q 2 : Write five sentences to describe five actions you do everyday .

Ans : 1. I brush my teeth in the morning.

2. I drink water.

3. I eat tasty food.

4. I play with my friends.

5. I read my books.

हरी विद्या भवन

कक्षा-1

वर्कशीट 4

विषय- हिंदी

पाठ 2- हमारा घर

दिनांक:26/04/21

कार्यपत्रक के निर्देश-

- 1.अब से सभी संबंधित विषयों की वर्कशीट नोटबुक में पूरा करना अनिवार्य है
- 2.यह वर्कशीट आपके periodic test के रूप में जानी जाएगी, इसके पूरे होने पर ही आपको अंक दिए जाएंगे अन्यथा स्कूल खुलने पर आपको पेन पेपर टेस्ट देना होगा ।

3.हर विषय को पढ़ें जो आपके पाठ्यक्रम की पुस्तक के अध्याय की वर्कशीट में दिया जाएगा ।

4.सभी छात्रों को पाठ्यक्रम के पुस्तक खरीदनी चाहिए क्योंकि यह आपको अध्याय को समझने में सक्षम होगी।

5.Next Curriculum एप्लीकेशन का वीडियो देखें।

वर्कशीट से संबंधित सभी प्रश्नों को सुबह 8.00 बजे से अपराह्न 3.00 बजे तक हल किया जायेगा ।

हमारा घर

1 . अगर हमारे पास रहने के लिए घर न होते तो हमें क्या क्या परेशानियां होतीं?

उ - अगर हमारे पास रहने के लिए घर ना होते तो हम खुद को आंधी बारिश और जंगली जानवरों से बचा नहीं पाते।

2. आसमान में चमकते चंद्रा मामा को ऊपर से आप का घर कैसा दिखाई देता होगा चित्र बनाएं । (स्वयं करें)

3. अपने घर की जो भी चीज आपको अच्छी लगती है उनके नाम लिखिए साथ ही उनमें से किसी एक का चित्र भी बनाएं । (स्वयं करें)

HARI VIDYA BHAWAN

WORKSHEET- 4

SUBJECT- COMPUTER

Class – 2

CHAPTER-2 (COMPUTER -AT VARIOUS PLACES)

DATE- 26/04/2021

INSTRUCTIONS:

- Please note from now onwards all worksheets should be completed in notebook of respective subjects.
- These worksheets will be considered as your periodic test mark will be given on computation else you will have to appear for pen paper test once the school reopen.
- Read every topic which will be given in worksheet of the chapter from course book.
- All student must purchase course book as it will enable you to understand the chapter.
- All queries regarding worksheets shall be resolved from 8:00 am to 1:30pm.

C. Fill in the blanks by unscrambling the words.

1. In school, computer is used for

T	E	A	C	H	I	N	G
---	---	---	---	---	---	---	---

2. Computer is used for booking ticket at

A	I	R	P	O	R	T
---	---	---	---	---	---	---

3. Computer helps a doctor to Diagnose

D	I	S	E	A	S	E
---	---	---	---	---	---	---

D. Answer the following question.

1. What is the use of computer in bank?

In bank, computer is used for maintaining accounts of the customers.

2. What is the use of computer in designing?

Computer is used for designing clothes and jewellery.

3. How can computer be used in entertainment?

Computer can be used for playing games, watching cartoons and movies.

HARI VIDYA BHAWAN

CLASS :-2nd

SUBJECT :-VALUE EDUCATION

TOPIC :- Being Helpful (The ant and the dove)

WORKSHEET - 4

Date :- 26th April 21 / Day :- Monday

Instructions :-

- Please note from now onwards all worksheet should be completed in notebook of respective subject.
- These worksheet will be considered as your periodic test, mark will be given on completion else you will have to appear for pen paper test ones the school reopens.
- Read every topic which will be given in worksheet of the chapter from your course book.
- All the students must purchase course books as it will enable you to understand the chapter.

All queries regarding worksheet shall be resolved from 8:00 am to 1:30

DIFFICULT WORDS(write each word 5 times)

- **FOREST**
- **DOVE**
- **PLENTY**
- **DROPPED**
- **QUICKLY**
- **FLEW**

- **GOOD**
- **FRIENDS**
- **LITTLE**
- **HAPPY**
- **HUNTER**

Q1- ANSWER THE FOLLOWING QUESTIONS:-

- **Why did the ant go to the river?**
Ans- Ant go to the river because she was very thirsty.
- **What happened to the ant near the river?**
Ans- She tried to bend forward to drink the water but accidentally fell into the river.
- **How did the dove help the ant?**
Ans- He quickly plucked a leaf and dropped it into the river.

- How did the ant return the favour to the dove?

Ans- The ant saw a hunter aiming his arrow at the dove who saved her life. The ant understood that the dove was in trouble. She rushed towards the hunter and bit him on his leg.

- Write two ways to help your teacher in school?

Ans- Complete your homework and reading before class.

2. Write 'T' for true and 'F' for false statements.

(a) The ant was thirsty when she saw a river with plenty of water.

F

(b) The ant climbed on the branch of a tree and got saved.

T

(c) The ant saw a hunter aiming his arrow at the dove.

T

(d) The dove did not hear the hunter's voice.

F

(e) At the end of the story, the ant and the dove became good friends.

T

Complete all your work in your notebook and textbook.

Next curriculum app.

HARI VIDYA BHAWAN

CLASS – 3

SUBJECT – ENGLISH

WORKSHEET – 7

CHAPTER - 2 TED

- **Do this work in your NOTEBOOK.**

Date – 26/04/2021

Instructions: -

- * Please note from now onwards all worksheet should be completed in Notebook of respective subjects.
- * These worksheet will be considered as your periodic test, marks will be given on computation else you will have to appear for pen paper test ones the school reopen.
- * Read every topic which will be given in worksheet of the chapter from your course book.
- * All students must purchase course book as it will enable you to understand the chapter.
- * All queries regarding worksheet shall be resolved from 8:00 a.m. to 1:30 p.m.
- * Watch the video of chapter – 2 given in the Next Curriculum App.
- * Read the poem carefully.

Q1. Identify the sentences that are in the present continuous tense.

1. Julia is watching television.
2. Mom made ice cream last Sunday.
3. The children are sitting on the floor.
4. When I went to the room, dad was writing a letter.
5. Anil takes good photographs.

Ans. 1,3 and 4.

Q2. Fill in the blanks.

1. Garima is reading a book.
2. What is he holding?
3. We are learning English.
4. Sudha is listening to music.
5. Ratan is sitting next to parul.
6. The phone is ringing.
7. I am going to the park.

Q3. Identify the mistakes in these sentences.

rewrite the sentence is using is, am or are.

1. Raghu are going to school with eating grass.

Raghu is going to school with his brother.

2. The cows is eating grass.

The cows are eating grass.

3. I is writing a letter to my father.

I am writing a letter to my father.

4. My sister am reading a Storybook.

My sister is reading a story book.

5. We am cooking pasta.

We are cooking pasta.

6. This are Tommy the cat. It are sleeping on the cushion.

This is Tommy, the cat. It is sleeping on the cushion.

Q4. Look at these pictures. Use is, am or are along with the correct forms of the verbs given in the box to write sentence is describing the pictures. One has been done for you.

go read eat ride walk write



Rita is eating.



The children are going to school.



The boy is reading a book.



The man is writing something.



The woman is driving the car.



The man is walking.

हरि विद्या भवन

कक्षा - 3

विषय- हिंदी

कार्यपत्र4

पाठ- 2नील गगन पर चमके तारे

दिनांक – 26/4/21

कार्यपत्रक के निर्देश :-

- 1.अब से सभी संबंधित विषयों की वर्कशीट notebook में पूरा किया जाना अनिवार्य है।
- 2.यह वर्कशीट आपके periodic test के रूप में मानी जाएगी, इसके पूरा होने पर ही आपको अंक दिए जाएंगे अन्यथा स्कूल खुलने पर आपको पेन पेपर टेस्ट देना होगा।
3. हर विषय को पढ़ें जो आपके पाठ्यक्रम की पुस्तक के अध्याय की वर्कशीट में दिया जाएगा।
- 4.सभी छात्रों को पाठ्यक्रम की पुस्तक खरीदनी चाहिए क्योंकि यह आपको अध्याय को समझने में सक्षम होगी।
- 5.Next curriculum एप्लिकेशन का वीडियो देखें।
6. वर्कशीट से संबंधित सभी प्रश्नों को सुबह 8:00 बजे से अपराह्न 3:00 बजे तक हल करना।

3. सूरज भी एक तारा है, परंतु वह बाकी तारों की तरह टिमटिमाता क्यों नहीं है और इतना बड़ा क्यों दिखाई देता है?
4. आजकल आसमान में तारे ठीक प्रकार से दिखाई क्यों नहीं देते?




कलम की सवारी

1. कविता की अधूरी पंक्तियों को पूरा करें।

(क) नील गगन पर चमके तारे, सुंदर-सुंदर ~~चौरे~~ -प्यारे॥
कभी ~~दिरबते~~ डेरों सारे, लगते करते ~~सूत्र~~ इशारे॥

(ख) ~~जंगल~~ में हम खाट बिछाए, देखा करते ~~दूध~~ नहाए॥
~~कठिन~~ बड़ा है इनको गिनना, इनसे न हो ~~सकता~~ मिलना॥
2. कविता में कवि ने तारों के बारे में बहुत-सी बातें बताई हैं। किन्हीं चार बातों को अपने शब्दों में लिखें।
3. अगर तारे आपके घर मेहमान बनकर आ जाएँ, तो आप उनका स्वागत कैसे करेंगे?



हरि विद्या भवन

कक्षा - 4

कार्यपत्र6

विषय- हिंदी

पाठ-2(हम सब सुमन एक उपवन के)

दिनांक - 26/4/21

कार्यपत्रक के निर्देश :-

- 1.अब से सभी संबंधित विषयों की वर्कशीट notebook में पूरा किया जाना अनिवार्य है।
- 2.यह वर्कशीट आपके periodic test के रूप में मानी जाएगी, इसके पूरा होने पर ही आपको अंक दिए जाएंगे अन्यथा स्कूल खुलने पर आपको पेन पेपर टेस्ट देना होगा।
3. हर विषय को पढ़ें जो आपके पाठ्यक्रम की पुस्तक के अध्याय की वर्कशीट में दिया जाएगा।
- 4.सभी छात्रों को पाठ्यक्रम की पुस्तक खरीदनी चाहिए क्योंकि यह आपको अध्याय को समझने में सक्षम होगी।
- 5.Next curriculum एप्लिकेशन का वीडियो देखें।
6. वर्कशीट से संबंधित सभी प्रश्नों को सुबह 8:00 बजे से अपराह्न 3:00 बजे तक हल किया जाएगा।

कलम की सवारी

बातों-बातों में

1. 'हम सब सुमन एक उपवन के' पंक्ति से आप क्या समझते हैं?
2. कविता में फूलों ने अपने बारे में क्या-क्या बताया है?
3. फूलों की जगह तारे, पत्ते, नदियाँ आदि होते तो वे अपने बारे में क्या बताते?
4. 'पूरा संसार एक घर समान है।' विषय पर अपने विचार व्यक्त करें।

कलम की सवारी

1. कविता की निम्न पंक्तियों के आधार पर पूछे गए प्रश्न पढ़ें। उनके सही विकल्प के आगे (✓) और गलत के आगे (✗) का निशान लगाएँ।

काँटों में मिलकर हम सबने,
हँस-हँस कर है जीना सीखा,
एक सूत्र में बँधकर हमने,
हार गले का बनना सीखा,
सबके लिए सुगंध हमारी,
हम शृंगार धनी-निर्धन के,
हम सब सुमन एक उपवन के।

(क) एक सूत्र में बँधकर किसने, क्या सीखा?

i. फूलों ने गले का हार बनना सीखा।



ii. फूलों ने हँसना सीखा।



(ख) फूलों का शृंगार किसके लिए है?

i. धनी-निर्धन के लिए



ii. धनीजन के लिए



(ग) 'धनी-निर्धन' आपस में कैसे शब्द हैं?

i. पर्यायवाची शब्द



ii. विलोम शब्द



2. फूल हमें हँस-हँसकर जीना कैसे सिखाते हैं?

3. दिए गए शब्दों का मिलान उनके प्रतीकात्मक अर्थ से करें।

(क) उपवन

परेशानी

(ख) सुमन

ईश्वर

(ग) काँटा


संसार

(घ) माली

सब प्राणी

4. कविता के लिए नया शीर्षक सुझाएँ। अपने सुझाव का कारण भी दें।

HARI VIDYA BHAWAN
CLASS-4
SUBJECT – MATHEMATICS
Ch-2 ADDITION AND SUBTRACTION
WORKSHEET No. 5



Date: 26.04.2021

Instructions:

- Please note from now onwards all worksheet should be completed in notebook of respective subjects.
- These worksheets will be considered as your periodic test, marks will be given on completion else you will have to appear for pen paper test once the school reopens.
- Read every topic which will be given in worksheet of the chapter from your course book.
- All the students must purchase course book as it will enable you to understand the chapter.
- Watch the video of Chapter – 2 in the next curriculum app.
- All queries regarding worksheet shall be resolved from 8:00am to 3:00pm.

JUMP START


1. A Clothing store has put its items on sale.

(a) Rahul reads the banner outside the stores and goes into check some clothes for himself. He buys a pair of trousers and 3 shirts. He gives



to the shopkeeper.

The shopkeeper returns



Is the amount returned by the shopkeeper correct? **NO**
If not, how much supposed to return?

Ans:- The shopkeeper should return Rs.300.

(b) Simran buys 3 ladies' suits, while Aliya buys 4 shirts and a pair of trousers. Who pays more money and how much more?

Ans:- Aliya pays Rs. 600 more than Simran.



Add the given numbers :-

(a) $100 + 234 = \underline{334}$

(b) $333 + 627 = \underline{960}$

(c) $567 + 204 = \underline{771}$

(d) $606 + 000 = \underline{606}$

ADDITION OF LARGE NUMBERS:-

Add the given numbers:-

(a) $5465 + 2134 = \underline{7599}$

(b) $81725 + 15432 = \underline{97157}$

(c) $31264 + 24578 = \underline{55842}$

(d) $413274 + 24562 = \underline{437836}$

Fill the missing numbers:-

(a) $\underline{8}3\underline{4}26 + 10531 = 93957$ (4 and 8)

(b) $7\underline{2}3\underline{1}8\underline{7} + 2563\underline{8}2 = 979569$ (7,8,2 and 1)

Q1) Solve these problems.

(a) 11,324 women, 21,459 men and 8,111 children are watching a match in a stadium that is filled to capacity. What is the seating capacity of the stadium?

Solution:- Number of women in stadium 11,324
 Number of men in stadium 21,459
 Number of children in stadium+ 8,111
 Total number = 40,894.

Seating capacity of the stadium is 40,894.

(b) A company manufactured 75,480 cars in the year 2010, 78,920 in the year 2011, and 90,052 in the year 2012. In all, how many cars did the company produce in these three years?

Solution:- Cars manufactured in year 2010 75,480
 Cars manufactured in year 2011 78,920
 Cars manufactured in year 2012 + 90,052
 Total = 2,44,452

Total numbers of cars manufactured in these three years = 2,44,452

(c) What is the sum of the largest 4 digit number, the largest 5 digit number and the smallest 6 digit number?

Solution:- Largest 4 digit number is 9 9 9 9
 Largest 5 digit number is 9 9 9 9 9
 Smallest 6 digit number is + 1 0 0 0 0 0
 Total = 2 0 9 9 9 8

(d) A farmer grows different crops on 5 different pieces of land. After harvesting, he obtains 41,656 kg of wheat, 28,947 kg of rice, 16,183 kg of sugarcane, 31,748 kg of millet, and 37,478 kg of corn in a year. Estimate his total yield from all the fields to the nearest thousand.

Solution:- Production of wheat 41,656 kg
 Production of rice 28,947 kg
 Production of sugarcane 16,183 kg
 Production of millet 31,748 kg
 Production of corn + 37,478 kg
Total production = 1,56,012 kg
Estimated in thousand = 1,56,000.

(e) Garima buys 4,500 marbles. She gives half of the marbles to Ankush and buys 250 more. How many marbles does she have now?

Solution:- Garima have 4,500 marbles she gives half marbles to Ankush .

$$4,500 \div 2 = 2,250 \text{ marbles}$$

And buys 250 more marbles.

$$\text{Now, Garima have } 2,250 + 250 = 2,500 \text{ marbles}$$

STAY SAFE STAY HOME

Hari Vidya Bhawana

SUB-EVS

Class-5

Chapter-2

Date :26/04/21

Activity (Our muscular system)

Resources required –

*Pencil

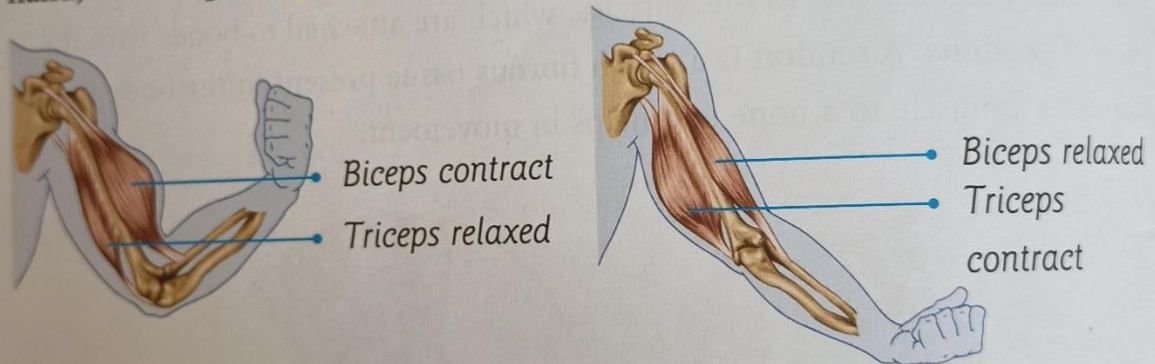
- A4
- Crayons
- Glue sticks

Learning outcomes:-

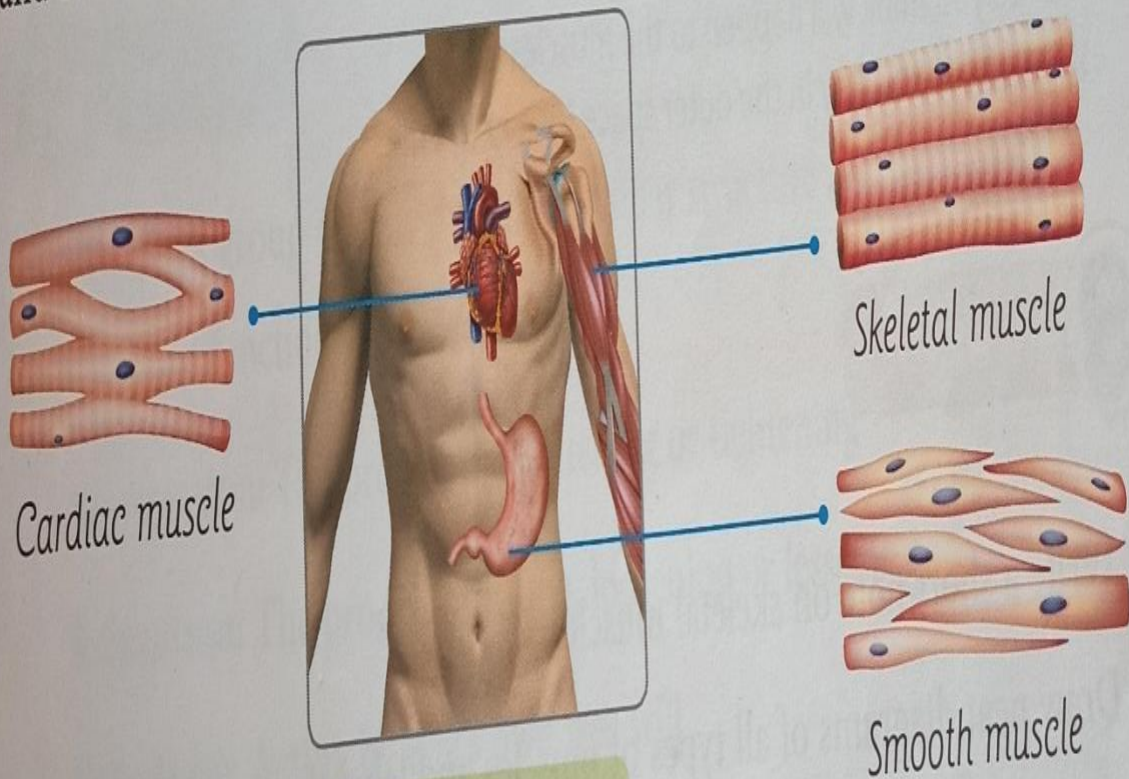
1 . Recognize different types of Muscles

Related pictures:

biceps contract and shorten in length to move the forearm up.
hand, the triceps contract and shorten in length to move the forearm down.



and relaxed,



Types of muscles

हरि विद्या भवन

कक्षा – 5

कार्यपत्र6

विषय- हिंदी(पुस्तक बी)

पाठ- 2

दिनांक – 26/4/21

कार्यपत्रक के निर्देश :-

- 1.अब से सभी संबंधित विषयों की वर्कशीट notebook में पूरा किया जाना अनिवार्य है।
- 2.यह वर्कशीट आपके periodic test के रूप में मानी जाएगी, इसके पूरा होने पर ही आपको अंक दिए जाएंगे अन्यथा स्कूल खुलने पर आपको पेन पेपर टेस्ट देना होगा।
3. हर विषय को पढ़ें जो आपके पाठ्यक्रम की पुस्तक के अध्याय की वर्कशीट में दिया जाएगा।
- 4.सभी छात्रों को पाठ्यक्रम की पुस्तक खरीदनी चाहिए क्योंकि यह आपको अध्याय को समझने में सक्षम होगी।
- 5.Next curriculum एप्लिकेशन का वीडियो देखें।
6. वर्कशीट से संबंधित सभी प्रश्नों को सुबह 8:00 बजे से अपराह्न 3:00 बजे तक हल किया

2.4 व्याकरण-अभ्यास

दिनांक

1. कारक किसे कहते हैं? उदाहरण देकर समझाएँ।

संज्ञा या सर्वनाम के जिस रूप से उसका संबंध वाक्य के अन्य शब्दों के साथ जाना जाय, उसे कारक कहते हैं। कारकों के आठ भेद होते हैं।

2. कर्म कारक और संप्रदान कारक में सोदाहरण अंतर समझाएँ।

कर्म कारक - जिस व्यक्ति या वस्तु पर क्रिया का फल पड़ता है उसे कर्म कारक कहते हैं।
जैसे - कविताओं को पुस्तक में दिया गया है।
संप्रदान कारक - कर्ता जिस वस्तु या व्यक्ति के लिये कार्य करता है, उसे संप्रदान कारक कहते हैं। जैसे - चीन कविताओं के बारे में पूछने के लिये चीकू के पास गया।



उद्देश्य

अपनी समझ के आधार पर कारक से संबंधित प्रश्नों के उत्तर देंगे।



शिक्षक/शिक्षिका की ओर से...