

**HARI VIDYA BHAWAN**

**CLASS :- 1**

**SUBJECT :- ENGLISH**

**LESSON :- 8 { The Little Plants }**

**DATE :- 24/ 11 /20. DAY :- Tuesday**

**Instructions :-**

- 1. Please note from now onwards all worksheet should be completed in notebook of respective subject.**
- 2. These worksheet will be considered as your periodic test, mark will be given on completion else you will have to appear for pen paper test once the school reopens.**
- 3. Read every topic which will be given in worksheet of the chapter from your course book.**
- 4. All the students must purchase course books as it will enable you to understand the chapter.**
- 5. All queries regarding worksheet shall be resolved from 8:00 am to 3:00 pm.**
- 6. Watch the video of chapter 8 giving in next curriculum.**

**Q 1 :- Find the words that are made up of two words and colour them.**

Butterfly	Snake	Raincoat	Van
Train	Airport	Chair	Watch
Jellyfish	Fish	Crayons	Cupcake
Laugh	Family	Bathroom	Flower

**Q 2 :- Draw lines from the words in column A to the words in column B to form new words. Use these words to write sentences in your notebook.**

Column A	Column B
(a) foot	flower
(b) sun	board
(c) tooth	melon
(d) pop	ball
(e) water	paste
(f) key	corn

**Q 3 :- Colour the word that can be added to the first word to make a new word.**

(a)	under	ship	boat	ground
(b)	sea	fruit	sun	shell
(c)	time	page	table	door
(d)	water	fall	rat	glass
(e)	rain	shop	flower	fall

**Q 4 :- Name the picture and add it to the given word. Use the new word to complete the cross word puzzle.**



**Note :- Do this work in ur English book – B.**

Hari vidya bhawan  
Class- 2  
Subject - EVS  
Ch-9(World of animals )  
Worksheet - 1

Date :24-11-2020

Instructions :

Do this worksheet in evs b book only.

These worksheet will be considered as your periodic test, marks will be given on completion else you will have to appear for pen paper test once school reopen.

Read every topic which will be given in worksheet of the chapter from your course book.

All the students must purchase course book as it will enable you to understand the chapter.

All queries regarding worksheet shall be resolved from 8:00am. To. 3:00 pm.

Watch the video of ch- 9 give in next app.

Answer the following questions-:

1)Name any five animals that live in water.

Ans) Do it yourself. You can write any name.

2) What are insects? Give two examples.

Ans) animals that are small, have six legs and a pair of feelers are called insects.  
Example : ant, mosquito and butterfly.

3) Name the world's largest animal.

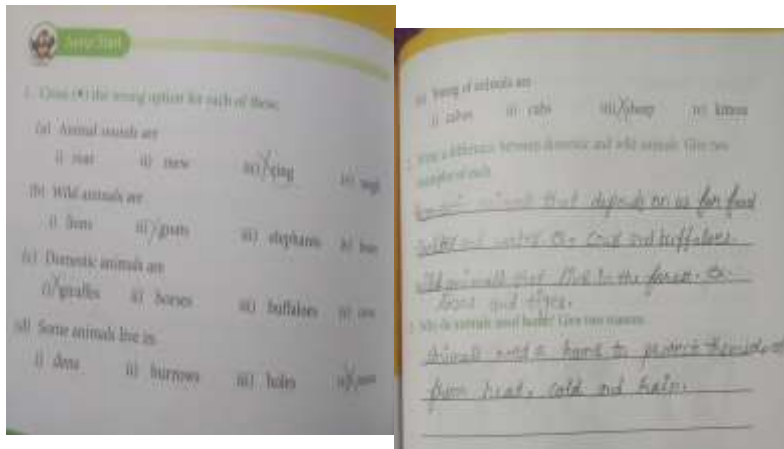
Ans) Blue whale.

4) Write the difference between a plant eater and a flesh eater with an example of each.

Ans) Plant eaters: animals that eat green grass leaves fruits and vegetables are called plant eaters. example: cows and goat.

Flesh eater: animals that eat flesh of other animals are called flesh eaters.  
example: lions, tigers and Fox.

### Jump. Start-



**Write by**

1. Write a difference between a plant eater and a flesh eater with an example of each.

2. Write T for true or F for false.

- (a) Elephants eat flesh.
- (b) Cows eat grass and leaves.
- (c) Sparrows eat only grass.
- (d) Cows eat flesh as well as plants.

107

**Word Search**  
Name the world's largest animal.

**Let us try**

1. Name any five animals that live in water.

2. What are insects? Give two examples.

3. Write T for true or F for false.

- (a) A whale is a land animal.
- (b) An ant is an insect.
- (c) Insects are very big animals.
- (d) Elephants live on land.
- (e) All animals have wings.

हरी विद्या भवन

कक्षा-2

विषय- हिंदी

पाठ - 9( अथर्व के पत्र)

दिनांक--24-11-2020

निर्देश

- 1.अब से सभी संबंधित विषयों की वर्कशीट notebook में पूरा किया जाना अनिवार्य है।
- 2.यह वर्कशीट आपके periodic test के रूप में मानी जाएगी, इसके पूरा होने पर ही आपको अंक दिए जाएंगे अन्यथा स्कूल खुलने पर आपको पेन पेपर टेस्ट देना होगा।
3. हर विषय को पढ़ें जो आपके पाठ्यक्रम की पुस्तक के अध्याय की वर्कशीट में दिया जाएगा।
- 4.सभी छात्रों को पाठ्यक्रम की पुस्तक खरीदनी चाहिए क्योंकि यह आपको अध्याय को समझने में सक्षम होगी।
- 5.Next curriculum एप्लिकेशन का वीडियो देखें।
6. वर्कशीट से संबंधित सभी प्रश्नों को सुबह 8:00 बजे से अपराह्न 3:00 बजे तक हल किया जाएगा।

यह कार्य हिन्दी कापी मे करे ।


क) पाठ से जुड़े 10 कठिन शब्द कॉपी में करें।

## ख) निम्न प्रश्नों के उत्तर दीजिए :

1) अथर्व ने नाना जी को कितने पत्र लिखे और क्यों?

उत्तर) अथर्व ने नाना जी को दो पत्र लिखे पहले पत्र में उसने नाना जी से सुझाव मांगा कि किस प्रकार में अपने दोस्तों के साथ बाल दिवस मनाए और दूसरे पत्र में उनके द्वारा बताए सुझाव के लिए धन्यवाद दिया।

2) बाल दिवस कब और क्यों मनाया जाता है?




उत्तर) जवाहरलाल नेहरू को बच्चों से बहुत प्यार था बच्चे उन्हें प्यार से चाचा नेहरू कहते थे इसलिए प्रत्येक वर्ष 14 नवंबर को उनका जन्मदिन बाल दिवस के रूप में मनाया जाता है।

3) अथर्व कहां रहता है ?

उत्तर) अथर्व अपने मम्मी-पापा के साथ दिल्ली में रहता है।

4) अथर्व के नाना जी कहां रहते हैं।

उत्तर) अथर्व के नाना जी कानपुर में रहते हैं।



बातें भाषा की





**HARI VIDYA BHAWAN**  
**CLASS-II**  
**SUBJECT- MATHEMATICS**  
**Ch- 10 ( TIME)**

DATE-24-11-2020

**INSTRUCTIONS OF WORKSHEET :**

- Please note from now onwards all worksheet should be completed in notebook of respective subjects.
- These worksheet will be considered as your periodic test, marks will given on completion else you will have to appear for pen paper test once the school reopens.
- Read every topic which will given in your worksheet of the chapter form your course book.
- All students must purchase course books as it will enable you to understand the chapter.
- All queries regarding worksheet shall be resolved from 8:00am to 3:00 pm.

**Q-1. JUMP START - ( DO THIS IN BOOK)**

**Jump Start**

1. Sunil is writing the days or months of a few important events and activities in his diary. Help him complete his diary entries.

Event/Activity	Hint	Day/Month
Swimming class	The day after Friday	
Piano class	The day before Thursday	
Sports Day	The third month of the year	
Annual Day	The month between October and December	
School trip	The month after April and before June	

2. On which day do you celebrate your birthday? \_\_\_\_\_

3. What is the time on the clock in Sunil's room? \_\_\_\_\_

Hot on OnePlus

2019

How many months does the calendar show?

Write the names of the months in order. Some of them are written for you.

January \_\_\_\_\_

\_\_\_\_\_

\_\_\_\_\_

September \_\_\_\_\_

December \_\_\_\_\_

**Knowledge Nugget**

- A calendar is a chart showing the days, weeks and months of a particular year.
- We use a calendar to find the date or day of an event, festival or birthday.

48

Next Month

Q-2. The teacher places 20 juice glasses on the table-

a) He asks Ram to take the 13<sup>th</sup> glass and Humera to take the next glass. Which glass will Humera take?

Ans - 14<sup>th</sup> glass.

b) He ask Tom to take the glass next to Humera's . Which glass will he take?

Ans – 15<sup>th</sup> glass.

Q-3. Himesh has a few books on his shelf. He picks the 20<sup>th</sup> book and ask Tom pick the book places before it. Which book does he ask Tom to pick?

Ans – 19<sup>th</sup>.

Q-4. There are 20 flowers in a row. Jane picks the 15<sup>th</sup> flower, Ram the next and Sam picks the flower placed before the 15<sup>th</sup>. Which flowers did Ram and Sam picks?

Ans- 16<sup>th</sup> and 14<sup>th</sup>.

Q-5. Which is the shortest month of the year?

Ans – February

Q-6. Colour the boxes red that have 31–days months and blue that have 30 – days months-

March	November	August	June
April	October	January	May

**HARI VIDYA BHAWAN**  
**WORKSHEET-1**  
**CHAPTER-9 (TORTOISE AND TURTLES)**  
**CLASS-3**  
**SUBJECT-ENGLISH**

**DATE: 24/11/2020**


**INSTRUCTIONS:**

- 1.) Please note from now onwards all worksheet should be completed in notebook of respective subjects.
  - 2.) These worksheets will be considered as your periodic test, marks will be given on completion else you will have to appear for pen paper test once the school reopens.
  - 3.) Read every topic which will be given in worksheet of the chapter from your course book.
  - 4.) All the students must purchase course book as it will enable you to understand the chapter.
  - 5.) Watch the video of Chap-9 in the next curriculum app.
  - 6.) All queries regarding worksheet shall be resolved from 8 :00 am to 3:00pm.
- 


**Do this question in book-B page no-42**

Copy this table in your notebook and fill in each column with the correct information.

	Tortoise	Turtle
Home	On Land	In and around water
Shell	Large, dome-shaped, heavy	flat, sleek, light
Feet	Short, sturdy	Webbed, Long claws or zipper like fins
Food habits	Vegetarians	Omnivorous
Lifespan	up to 150 years	Up to 80 years

B.  Let us read between the lines.

What are some of the physical features that help turtles and tortoises live in their habitats? Turtles are able to live in water.













Tortoises live on land. They eat both plants and animals.  
C.  Let us go beyond the text. They are vegetarians.

## VOCABULARY JUNCTION


Do this question in book-B page no-43

**Vocabulary Junction**





We read about turtles in this chapter. Turtles live in both sea and freshwater. Let us look at some more sea animals.

 Jellyfish	 Seal	 Crab
 Seahorse	 Octopus	 Clownfish
 Dolphin	 Whale	 Starfish
 Shark	 Eel	 Lobster

1. Identify the sea animals and circle the correct spellings.

(a)  Seahorse    See lorse    Sea hose

Do this question in book page-no-44

(b) 	See turtle	Sea turtle	See tortoise
(c) 	Dolphin	Dollfin	Dolephin
(d) 	Starefish	Starfish	Stairfish
(e) 	Octopus	Octopuce	Auctopus

2. Identify the sea animals and write their names.

 Crab	 Whale	 eel
---	--	---

 Shark	 Jelly fish	 Lobster
--	---	---

 Octopus	 Seahorse	 Seal
--	---	--

# HARI VIDYA BHAWAN

## WORKSHEET-1

### CHAPTER-9 (MONEY)

#### CLASS-3


#### SUBJECT- MATHS

DATE: -24/11/2020

#### INSTRUCTIONS: -

- 1.) Please note from now onwards all worksheet should be completed in notebook of respective subjects.
  - 2.) These worksheets will be considered as your periodic test, marks will be given on completion else you will have to appear for pen paper test once the school reopens.
  - 3.) Read every topic which will be given in worksheet of the chapter from your course book.
  - 4.) All the students must purchase course book as it will enable you to understand the chapter.
  - 5.) Watch the video of Chap-9 in the next curriculum app.
  - 6.) All queries regarding worksheet shall be resolved from 8 :00 am to 3:00pm.
- 

**Do these questions in book-B page no-31**

 Let Us Try – 9.1

1. Add the given amounts.

(a) 

₹	P
14	25
+	50
64	75p

(b) 

₹	P
24	55
+	36
60	90p

(c) 

₹	P
331	45
+	156
487	85p

(d) 

₹	P
246	65
+	326
572	90p

(e) 

₹	P
1014	50
+	45
1066	00

(f) 

₹	P
2015	15
+	159
2175	00

**Try to solve these word problems and do it in your copy**

**EX-9.1 (page no-32)**

3. Sachin buys some books for ₹845 and 70 paise. Mrs. Poonam buys some vegetables and fruits for ₹215 and 35 paise. How much money do they spend together?
4. Sania has ₹246 and 40 paise, while Tahir has ₹265 and 50 paise. Who has more money and by how much?
5. Tina works in a call centre. She works for 7 hours each day and earns ₹67 for each hour of work. How much money will she earn in a week if Sunday is a holiday?

# HARI VIDYA BHAWAN

Subject – English ( Worksheet – 1)

Class - IV

Chapter – 8

**Foreign Lands**

Date : 24.11.2020

General Instructions :-

1. Please note from now onwards all worksheet should be completed in notebook of respective subjects.
2. These worksheet will be considered as your periodic test, marks will be given on completion else you will have to appear for pen paper test once the school reopens.
3. Read every topic which will be given in worksheet of the chapter from your course book.
4. All the students must purchase course book as it will enable you to understand the chapter.
5. Watch the video of chapter - 8 in next curriculum app.
6. All queries regarding worksheet shall be resolved from 8:00 am to 3:00pm.

## **Reading Junction**

### **Foreign Lands.**

Let us read a poem where a child sitting on a high branch looks around and imagines he sees foreign lands. Read this poem at home.

Q1. Word meaning.

1. Adorned : made beautiful or attractive
2. Dimpling : a slight depression on a surface
3. Tramping : walking heavily or noisily

## **Get Going**



**A. Let us find the answers from the poem.**

**1. Which tree has the child climbed?**

**Ans. The child has climbed up the cherry tree.**

**2. What does the little boy see from the Treetop?**

**Ans. The little boy sees the next door garden and many more pleasant places.**

**3. Why does he want to climb a taller tree?**

**Ans. He wants to climb a taller tree so that he can see farther.**

**B. Let us read between the lines.**

**1. Explain these lines from the poem.**

**(a) I saw the dimpling river pass**

**And be sky's blue looking-glass.**

**Ans. In these lines, the boy says that he sees the passing river with a slight depression and that it acts like the mirror to the sky.**

**(b) To where the grown-up river slips**

**Into the sea among the ships.**

**Ans. In these lines, the boy says that he wants to see the place where the huge rivers slip into the sea, in the middle of all the large ships.**

**2. Do you really think the roads go up and down?**

**Ans. No, the roads do not go up and down.**

**3. What does the boy mean by 'fairy land'?**

**Ans. By 'fairy land' the boy means the imaginary land where the roads lead into, where the children have their dinner at five and the toys come alive.**

## **Vocabulary Junction**

**Homonyms** : Words that have the same spelling and the same pronunciation, but different meanings are called **homonyms**.

**Q1. Read these sentences pairs and tick right the ones that have homonyms.**

(a) The deer is a herbivorous animal. This watch is very dear to me. It was given to me by my grandfather.	<input type="checkbox"/>
(b) A cricket was chirping all night outside my window. I watched the cricket match on television.	<input checked="" type="checkbox"/>
(c) We won all the matches. Her dress matches the colour of her eyes.	<input checked="" type="checkbox"/>
(d) Piyush's hair is too long! I saw a white hare among those bushes.	<input type="checkbox"/>
(e) The tree was hit by a bolt of lightning. Please bolt the door securely when you leave.	<input checked="" type="checkbox"/>
(f) There was light at the end of the tunnel. This jacket is very light, but warm.	<input checked="" type="checkbox"/>
(g) I love to wear cotton dresses in summer. Where is the book that I gave you?	<input type="checkbox"/>

**Q2. Read these sentences and tick right the meaning of the words in bold.**

(a) An ant **bit** me.

(i) a small amount      (ii) past tense of bite

(b) They **play** cricket in the morning.

(i) to participate in a sport      (ii) a drama performed by actors on stage

(c) Ravi's rabbits are kept in a **pen**.

(i) a tool used for writing.      (ii) a closed area where animals are kept

(d) He wanted to **lie** down under the tree.

(i) **rest**      (ii) to give false information

(e) We sat **close** to the tree.

(i) **near.**      (ii) to shut something

**Note:**

- **Read chapter 8 at home.**
- **Do Get set in your homework.**

# HARI VIDYA BHAWAN

## CHAPTER – 9 (Patterns) MATHEMATICS (Worksheet – 3) Class – 4<sup>th</sup>

Date: 24-11-2020

### Instructions:

- Please note from now onwards all worksheet should be completed in notebook of respective subjects.
- These worksheet will be considered as your periodic test, marks will be given on completion else you will have to appear for pen paper test once the school reopens.
- Read every topic which will be given in worksheet of the chapter from your course book.
- All the students must purchase course book as it will enable you to understand the chapter.
- All queries regarding worksheet shall be resolved from 8:00am to 3:00pm.
- Watch the video of chapter 9 given in next curriculum.

Q1. Fill in the blanks.

- (a)  $5,000\text{g} = \underline{\hspace{2cm}}\text{kg}$
- (b)  $3,000\text{g} = \underline{\hspace{2cm}}\text{kg}$
- (c)  $15,000\text{g} = \underline{\hspace{2cm}}\text{kg}$
- (d)  $7,000\text{g} = \underline{\hspace{2cm}}\text{kg}$
- (e)  $31\text{kg} = \underline{\hspace{2cm}}\text{g}$
- (f)  $12\text{kg } 50\text{g} = \underline{\hspace{2cm}}\text{g}$
- (g)  $2,000\text{g} = \underline{\hspace{2cm}}\text{kg}$
- (h)  $74\text{kg } 750\text{g} = \underline{\hspace{2cm}}\text{g}$
- (i)  $45\text{kg } 265\text{g} = \underline{\hspace{2cm}}\text{g}$

Q2. Paul takes 10bags of onions. Each bag has 8kg of onions. What is the total weight of the onions?

Q3. If the cost of 1kg of apples is Rs.78, what is the cost of 500g of apples?

Q4. If 250g of tomatoes cost Rs.24, what is the cost of 1kg of tomatoes?

# HARI VIDYA BHAWAN

Subject – English ( Worksheet – 1)

Class - V

Chapter – 8

## The Acorn and the Pumpkin

Date : 24.11.2020

General Instructions :-

1. Please note from now onwards all worksheet should be completed in notebook of respective subjects.
2. These worksheet will be considered as your periodic test, marks will be given on completion else you will have to appear for pen paper test once the school reopens.
3. Read every topic which will be given in worksheet of the chapter from your course book.
4. All the students must purchase course book as it will enable you to understand the chapter.
5. Watch the video of chapter - 8 in next curriculum app.
6. All queries regarding worksheet shall be resolved from 8:00 am to 3:00pm.

### Reading Junction

The Acorn and the Pumpkin

Let us read a poem about a man who thought that some creations were poorly matched, and believed he could have designed them better. Read this poem at home.

Q1. Word meaning

1. Bumpkin : a foolish person
2. Acorn : the fruit of the oak tree
3. Station : a person's social rank or position
4. Had a hand in (something) : be involved in doing something

5. Brittle : something that breaks easily
6. Fatigued : very tired
7. Sought : looked for
8. Slumber : sleep
9. Repose : rest
10. Sprawling : lying down
11. Allow : (here) admit

### Get Going

A. Let us find the answers from the poem.

1. Why did the bumpkin think that things were badly matched?

Ans. The bumpkin thought that things were badly matched because huge pumpkins grew on weak branches and tiny acorns grew on mighty oaks.

2. What fatigued the bumpkin?

Ans. The bumpkin was tired by thinking so much about creation.

3. Why did he jump up suddenly?

Ans. He jumped up suddenly because an acorn had fallen on his nose as he was sleeping under the oak tree.

B. Let us read between the lines.

1. Why does the bumpkin think he is clever?

Ans. The bumpkin thinks he is clever because he thinks that he has a better idea than the Creator of the world.

2. How did the bumpkin realise that his ideas were not very smart?

Ans. The bumpkin realised that his ideas are not very smart when the acorn falls on his nose and he imagines what would have happened if a pumpkin had fallen on his head.

### Vocabulary Junction

**Homonyms** : Some words have the same spelling and pronunciation, but different meanings. Such words are called **homonyms**.

**Q1. Two meanings are given for each words in bold in these lines from the poem. Tick right the meaning that closely describes the meaning used in the poem.**

(a) Once there was a **country** bumpkin

Country: Meaning 1 – A rural area

Meaning 2 – A nation

(b) Who observed a great big pumpkin

To a slender **stem** attached

Stem: Meaning 1 – The main body of a plant above the ground

Meaning 2 – To originate from something

Meaning 3 – To stop or restrict something

(c) “Bah!” said he. “That’s badly **matched**.”

Match: Meaning 1 – A contest between two teams

Meaning 2 – An object that resembles another

Meaning 3 – A short, thin piece of wood used to light a fire

(d) And the acorn, **light** and little,  
On this pumpkin stem so brittle  
Would be placed by clever Me.”

Light: Meaning 1 – Something that helps you see

Meaning 2 – Not heavy

(e) Then, fatigued with so much  
thought, he **Rest** beneath the oak  
tree sought.

Rest: Meaning 1 – Relaxation

Meaning 2 – The remaining part of something

(f) But! alas! An acorn, falling  
On the **spot** where he lay sprawling,  
Hit him – plump! – upon the nose.

Spot: Meaning 1 – A particular place

Meaning 2 – A small round mark

Q2. Fill in each pair of blanks with homonyms.



- (a) The dog's bark scared the guest.  
This tree has a brown-coloured bark.
- (b) I think I have sprained my foot. It's hurting.  
The scale is more than one foot in length.
- (c) The student told a lie to the teacher, and she was upset.  
If you are not feeling well, you should lie down.
- (d) We are going for a magic show tonight.  
Show me what you are hiding behind your back.
- (e) My name begins with the first letter of the English alphabet.  
The letter has finally reached.

**Q3. Fill in the blanks with the words from the box. Match the sentences which take homonyms.**

park

book

horn

left

bank

- (a) Ravi asked Rakesh to park his car near the bank.  h
- (b) Are you going to book tickets for the movie today?
- (c) The driver honked the horn to warn the man walking on the road.
- (d) I rushed to the station, but the train had already left.
- (e) Jayant is going to the bank to deposit some money.
- (f) The book was too heavy for the kid to lift.
- (g) We should walk on the left side of the road.
- (h) The municipality needs to take better care of the park in the locality.  a

- (i) A rhinoceros has only one horn.
- (j) We had a picnic on the river bank.

**Note :**

- Read ch 8 at home.
- Do Get set in your homework.

# HARI VIDYA BHAWAN

## CHAPTER – 10 (Perimeter and Area) MATHEMATICS (Worksheet – 1) Class – 5<sup>th</sup>

Date: 24-11-2020

### Instructions:

- Please note from now onwards all worksheet should be completed in notebook of respective subjects.
- These worksheet will be considered as your periodic test, marks will be given on completion else you will have to appear for pen paper test once the school reopens.
- Read every topic which will be given in worksheet of the chapter from your course book.
- All the students must purchase course book as it will enable you to understand the chapter.
- All queries regarding worksheet shall be resolved from 8:00am to 3:00pm.
- Watch the video of chapter 10 given in next curriculum.

### JUMP START


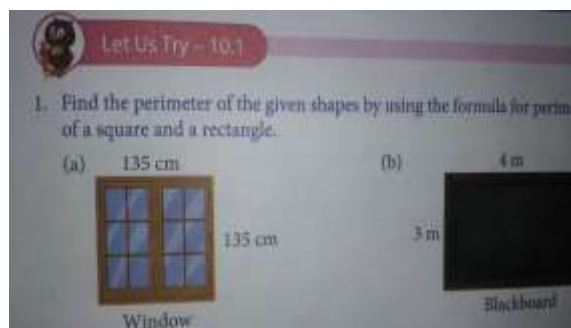
Q1. Page (45)

(a) Perimeter = 94 cm

(b) Area = 126 square centimeter

### FORMULAE

- Perimeter of a rectangle =  $2 \times (\text{Length} + \text{Breadth})$  /or  $2 \times \text{Length} + 2 \times \text{Breadth}$
- Perimeter of a square =  $4 \times \text{length of a side}$



**Q2. What length of wood is needed to frame a square picture of side 25cm ?**

**Q3. A 24m lng wire netting is used as fence for a rectangular plot. If the length of this plot is 7m, what is its breadth?**