

HARI VIDYA BHAWAN

Worksheet :- 5

CLASS :- NURSERY

SUBJECT :- MATHS

TOPIC :- LEFT AND RIGHT

Date :- 22th April 21 / Day :- Thursday.

Instructions :-

- Please note from now onwards all worksheet should be completed in notebook of respective subject.
- These worksheet will be considered as your periodic test, mark will be given on completion else you will have to appear for pen paper test ones the school reopens.
- Read every topic which will be given in worksheet of the chapter from your course book.
- All the students must purchase course books as it will enable you to understand the chapter.
- All queries regarding worksheet shall be resolved from 8:00 am to 1:30 pm.
- Watch the video of Topic – LEFT AND RIGHT given in Pearson App.

LEARNING TIME

Do this work in your Course book.

A. Colour the ball towards the left of the boy red and towards the right blue.

B. Put your left and right hand thumb impression here.

do it by yourself

left right

A. Match each pencil with 1 eraser by tracing the dotted lines.

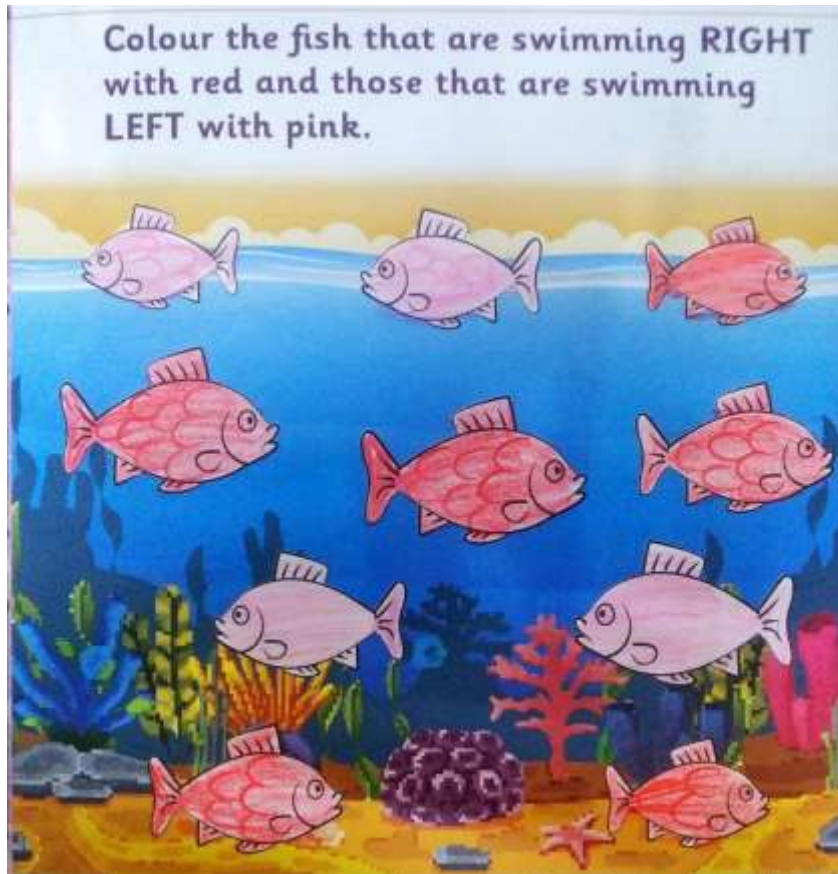
B. Give 1 book to each child by drawing lines.

Do this work in your Maths Application book.

Take each butterfly to a flower by drawing lines.

Take each insect to a leaf by drawing lines.

Activity time



HARI VIDYA BHAWAN

Worksheet - 5

CLASS :- K.G.

SUBJECT :- Maths


TOPIC :- SHAPES

Date :- 22th April 21 / Day - Thursday.


Instructions :-

- Please note from now onwards all worksheet should be completed in notebook of respective subject.
- These worksheet will be considered as your periodic test, mark will be given on completion else you will have to appear for pen paper test ones the school reopens.
- Read every topic which will be given in worksheet of the chapter from your course book.
- All the students must purchase course books as it will enable you to understand the chapter.
- All queries regarding worksheet shall be resolved from 8:00 am to 1:30 pm.
- Watch the video of chapter -2 given in Pearson App.

Q 1 :- Read aloud and Write counting from 1 to 20 and Write missing numbers. { Do it in ur Application book – A pg no – 13 , 14 }



Activity Time



HARI VIDYA BHAWAN

CLASS – 1

SUBJECT – MATHS

WORKSHEET - 4

CHAPTER – 2 (NUMBER 0-9)

Date – 22 -04-21

Instructions:-

- * Please note from now onwards all worksheet should be completed in Notebook of respective subjects.
- * These worksheet will be considered as your periodic test, marks will be given on computation else you will have to appear for pen paper test ones the school reopen.
- * Read every topic which will be given in worksheet of the chapter from your course book.
- * All students must purchase course book as it will enable you to understand the chapter.
- * All queries regarding worksheet shall be resolved from 8:00 a.m. to 3:00 p.m.

* Watch the video of chapter – 2 given in the Next Curriculum App.

NUMBER (0- 9)

Q1 – Write one more than given numbers :

1) 5 – 6

2) 2 – 3

3) 12 -13

4) 20 – 21

5) 36 – 37

Q2 – Write one less than given numbers :

1)5- 4

2)2- 1

3)12-11

4)20- 12

5)36- 35

Q3 – Fill in the blanks .

(a) The number just after 3 is 4

(b) The number just before 2 is 1

(c) The number between 6 and 8 7

HARI VIDYA BHAWAN

CLASS – 1

SUBJECT – VALUE EDUCATION

WORKSHEET – 3

CHAPTER – 2 MY FAMILY

Date – 22-.04-2021

Instructions:-

- * Please note from now onwards all worksheet should be completed in Notebook of respective subjects.
- * These worksheet will be considered as your periodic test, marks will be given on computation else you will have to appear for pen paper test ones the school reopen.
- * Read every topic which will be given in worksheet of the chapter from your course book.
- * All students must purchase course book as it will enable you to understand the chapter.
- * All queries regarding worksheet shall be resolved from 8:00 a.m. to 3:00 p.m.
- * Watch the video of chapter given in the Next Curriculum

MY FAMILY

Q1. Who helped the farmer in the beginning of the story?

Ans. His wife helped him in the beginning of the story.

Q2. What did the farmer's son do all day?

Ans. They slept all the day.

Q3. Which son was the first to help his parents ?

Ans. The youngest son was the first to help his parents.

Q4. What happened when all the sons helped their parents in the farm ?

Ans. They ate good food.

Q5. How do you help your parents at home?

Ans. We can serve food to them and help them in cleaning our home.

HARI VIDYA BHAWAN

CLASS :-2nd

SUBJECT :-E.V.S

TOPIC :- My Family

WORKSHEET - 4

Date :- 22nd April 21 / Day :-Thursday

Instructions :-

- Please note from now onwards all worksheet should be completed in notebook of respective subject.
- These worksheet will be considered as your periodic test, mark will be given on completion else you will have to appear for pen paper test ones the school reopens.
- Read every topic which will be given in worksheet of the chapter from your course book.
- All the students must purchase course books as it will enable you to understand the chapter.

All queries regarding worksheet shall be resolved from 8:00 am to 1:30



2

MY FAMILY

Date: _____


2.1 Your Family



- Identify the need for a family in one's life

1. Answer these questions.

- (a) Paste the photographs of your family members in the boxes on the tree. If you have more than four members, you can draw more boxes on the tree and paste photographs. Paste only stamp size photographs.



MY FAMILY

5

(b) Give two reasons why we need a family.

- i) Take care of each other
- ii) We need people who makes us feel special.

2. How many family members do you have in your family?

I have 4 members in my family.

Date: _____

2.2 Different Families



- Identify the different types of families

1. Choose the correct answer for each sentence.

(a) Binny lives with her father, mother and a pet dog. She lives in a

nuclear family. (joint/nuclear/single-parent)

(b) Mini lives with her mother. She lives in a Single-parent family. (nuclear/joint/single-parent)

(c) Gini has 13 members in her family. She lives with her grandfather, grandmother, uncle, aunt and their children.

She lives in a joint family. (single-parent/joint/nuclear)

(d) Cheeni's uncle and aunt's children are her cousins (friends/cousins/nephews)

(e) Tini lives with her father's father. She lives with her grandfather (grandfather/grandmother/grandson).

2. Which type of a family would you like to live in? Give two reasons for your choice. (Joint family)

i) I love to be with joint family

ii) I love to play with my cousins.



HARI VIDYA BHAWAN

CLASS :-2nd

SUBJECT :-Maths

TOPIC :- NUMBER'S TILL 100

WORKSHEET - 5


Date :- 22nd April 21 / Day :-Thursday

Instructions :-

- **Please note from now onwards all worksheet should be completed in notebook of respective subject.**
- **These worksheet will be considered as your periodic test, mark will be given on completion else you will have to appear for pen paper test ones the school reopens.**
- **Read every topic which will be given in worksheet of the chapter from your course book.**
- **All the students must purchase course books as it will enable you to understand the chapter.**
- **All queries regarding worksheet shall be resolved from 8:00 am to 1:30**

Book-C(page no.9)

Q-1





Q-2

2. Observe and write the numbers where the paths meet while counting in 2s and 3s.

6, 12, 18, 24, 30, 36 and 42

Book-C (page no.10 and 11)

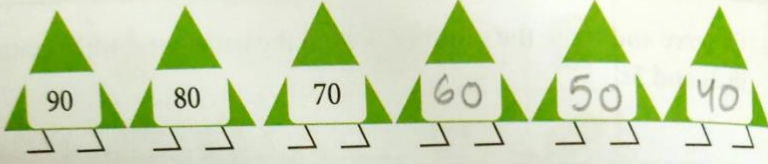
Q-1

	15	20	45	50	55	70
5	20	25	40	65	70	75
10	30	30	35	60	70	80
15	20	25	70	55	90	85
25	45	30	50	50	30	90
30	40	35	40	45	15	

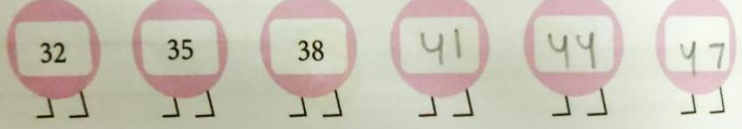
Q-2

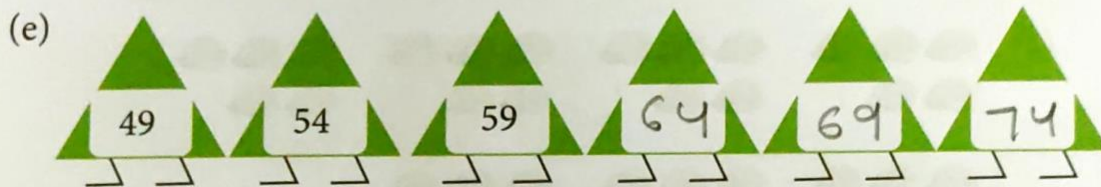
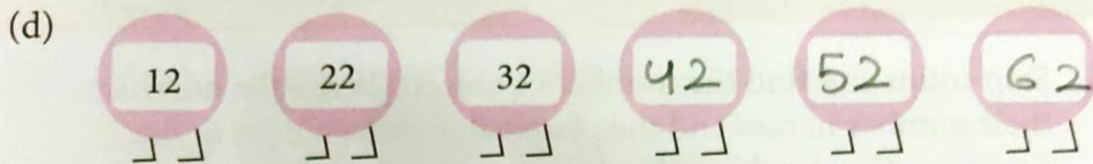
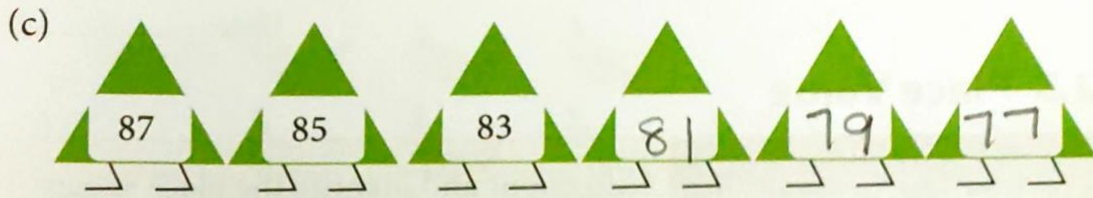
2. Complete the patterns.

(a)

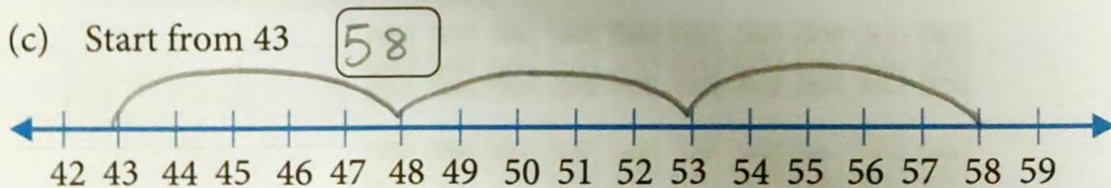
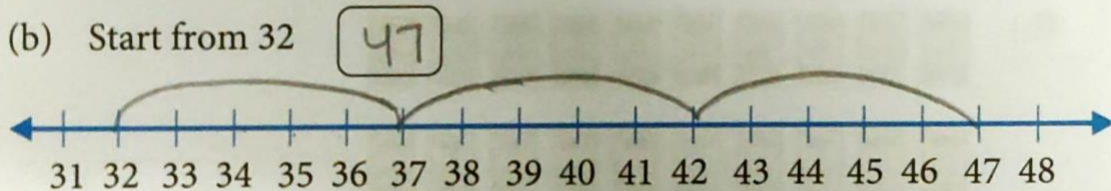
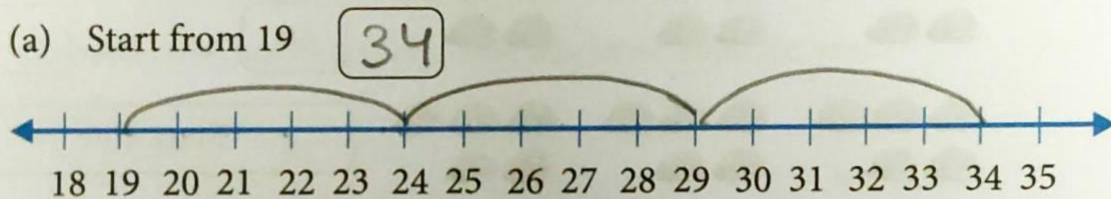


(b)





3. Begin from the given number and take three forward jumps of 5 on each number line. Write the numbers that you reach in the boxes.



HARI VIDYA BHAWAN

CLASS-3

SUB-EVS

CHAPTER -2 (My Family And I)

ACTIVITY-(My Family Tree)

Date : 22/04/21

Resources required –

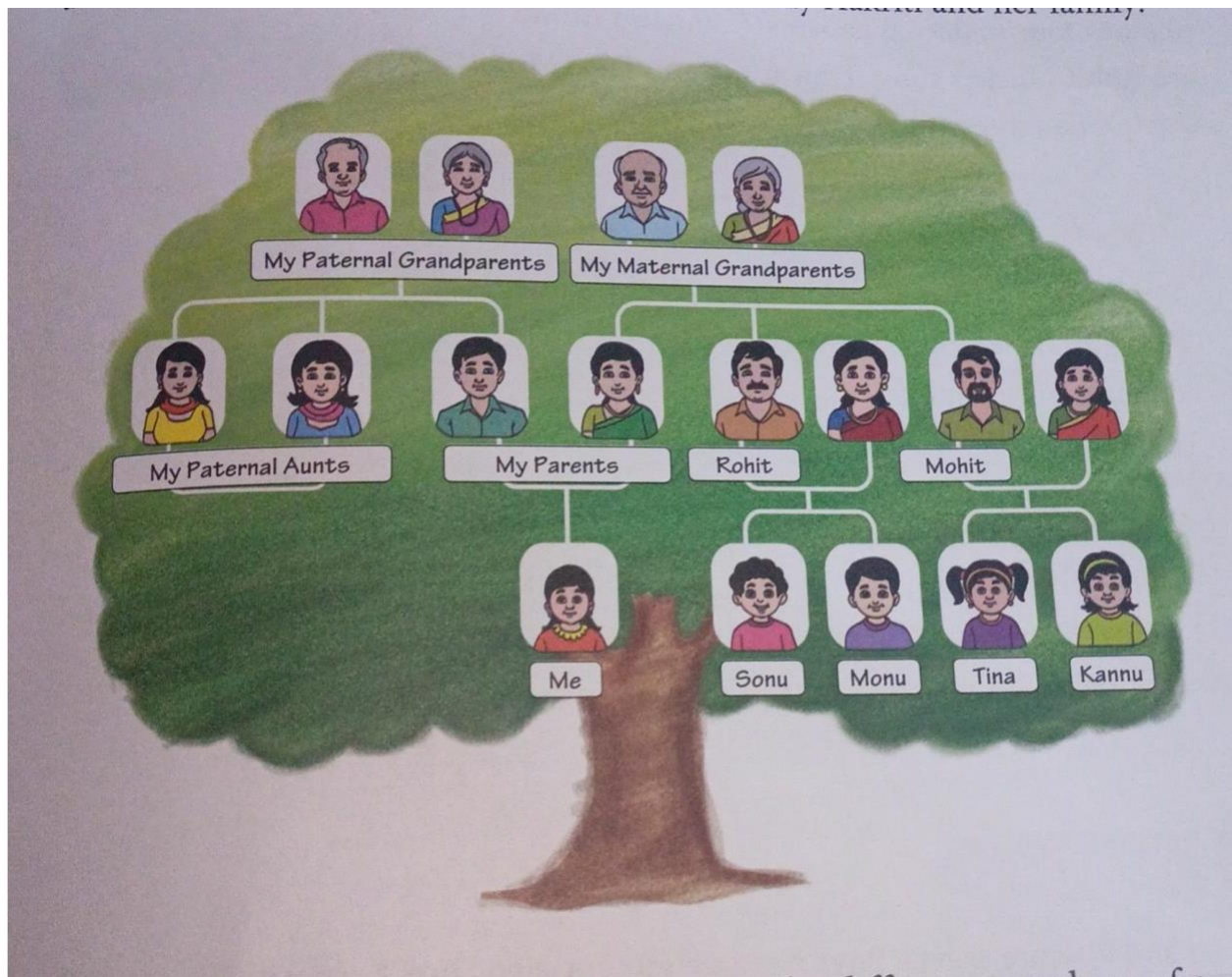
- Photographs brought by the children
- A4
- Crayons
- Glue sticks

Learning outcomes:-

1 . Recognize the importance of all family members in the family tree.

2. Identify paternal and maternal family members.

Related picture



HARI VIDYA BHAWAN
CHAPTER – 1 (Shapes)
MATHEMATICS (Worksheet– 5)
Class – 3rd

Date: 22-04-2021

INSTRUCTION:

- Please note from now onwards all worksheet should be completed in notebook of respective subjects.
- These worksheets will be considered as your periodic test, marks will be given on completion else you will have to appear for pen paper test once the school reopens.
- Read every topic which will be given in worksheet of the chapter from your course book.
- All the students must purchase course book as it will enable you to understand the chapter.
- Watch the video of Chapter – 1 in the next curriculum app.
- All queries regarding worksheet shall be resolved from 8:00am to 3:00pm.

ACTIVITY

Make your own Koala.. 

Page 11....

Material required:

- Pencil
- Coloured paper
- Fevicol
- Black pen.

Do exercise 1.5 by your own in book -A only

Hari Vidya Bhawan

Subject- English

(Worksheet - 6)

Class- IV

Chapter - 2

The First Tooth

Date : 22.04.2021

General Instructions :

- Please note from now onwards all worksheet should be completed in notebook of respective subjects.
- These worksheets will be considered as your periodic test, marks will be given on completion else you will have to appear for pen paper test once the school reopens.
- Read every topic which will be given in worksheet of the chapter from your course book.
- All the students must purchase course book as it will enable you to understand the chapter.
- Watch the video of Chapter - 2 , vocabulary Junction in the next curriculum app.
- All queries regarding worksheet shall be resolved from 8:00am to 3:00pm

Vocabulary Junction

Topic - Alliteration

Q1. Read and underline the alliteration.

(a) Sneha saw a silver seashell near the seashore. Ans. Silver seashell

(b) He wished to live in the whispering woods. Ans. Whispering woods

(c) Find fresh flowers for the vase.

(d) The big, bad bear scared all the baby bunnies by the bushes. Ans. Bad bear, baby bunnies

Q2. Write verbs that begin with the same consonant sounds as that of the words in bold.

(a) Raj **plays** football in the playground.

(b) Asha **queue** up in the line to ask a question.

(c) Benny **buys** a balloon.

(d) Hari **holds** a horse.

(e) Priya **wants** to win a prize.

Q3. Read the poem and list all the alliteration you can find.

Ans. Tiny tooth, single sound and mimic motion

Note :

- **Do this work in neat and clean handwriting**
- **Do 15 minutes reading daily.**

Hari Vidya Bhawan

CLASS-4

Sub EVS

Chapter -02 (HEALTHY TEETH)

Date – 22/04/21

Work sheet-4

Instructions:-

* Please note from now onwards all worksheet should be

completed in Notebook of respective subjects.

* These worksheet will be considered as your periodic

test,

marks will be given on computation else you will have to

appear for pen paper test ones the school reopen.

* Read every topic which will be given in worksheet of the chapter from your course book.

* All students must purchase course book as it will enable you to understand the chapter.

All queries regarding worksheet shall be resolved from 8 a.m. to 3pm.

* Watch the video of ch-2 from next curriculum app.

Page no -09



2

HEALTHY TEETH

Dear Children,

We smile when we are happy, and if our teeth are white and shiny, we have something to be happy about. The teeth are an external part of our body that perform many functions. It is important to keep our teeth healthy and free from germs.

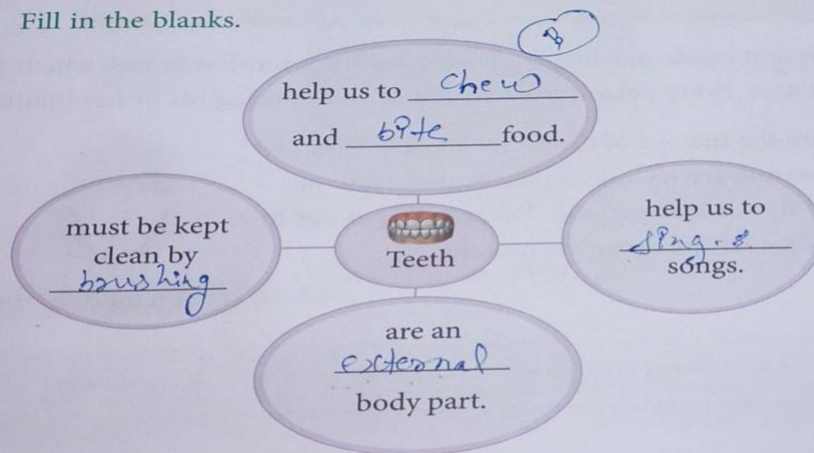
Highlights

- Parts of a tooth
- Types of teeth
- Keeping teeth healthy
- Microbes



Jump Start

1. Fill in the blanks.



Page no- 12

Q.1 Describe the significance of dentine.

And. Dentine sports the animal and protects the pulp, which is the innermost part of the tooth.

Q.2 Name the part of a tooth that contains blood vessels and nerves.

Ans. The soft pulp contents blood vessels and nerves.

Q.3 What are wisdom teeth?

Ans. By the time we are between the ages of 17 to 25 most of us grow four more teeth at the end of the jaw. These teeth are known as wisdom teeth.

4. Write T for true or F for false.

(a) The crown looks white and shiny because of the cementum.

F

(b) The soft pulp contains blood vessels and nerves that nourish the tooth.

T

(c) The enamel is a very soft substance present on the outermost covering of a tooth.

E

A (d) The lower part of a tooth held by the gum is known as the root.

R

B₂ (e) Permanent teeth remain throughout our life.

P

Types of Teeth

हरि विद्या भवन

कक्षा - 5

कार्यपत्र5

विषय- हिंदी

पाठ- 2

दिनांक - 22/4/21

कार्यपत्रक के निर्देश :-

1. अब से सभी संबंधित विषयों की वर्कशीट notebook में पूरा किया जाना अनिवार्य है।
2. यह वर्कशीट आपके periodic test के रूप में मानी जाएगी, इसके पूरा होने पर ही आपको अंक दिए जाएंगे अन्यथा स्कूल खुलने पर आपको पेन पेपर टेस्ट देना होगा।
3. हर विषय को पढ़ें जो आपके पाठ्यक्रम की पुस्तक के अध्याय की वर्कशीट में दिया जाएगा।
4. सभी छात्रों को पाठ्यक्रम की पुस्तक खरीदनी चाहिए क्योंकि यह आपको अध्याय को समझने में सक्षम होगी।
5. Next curriculum एप्लिकेशन का वीडियो देखें।
6. वर्कशीट से संबंधित सभी प्रश्नों को सुबह 8:00 बजे से अपराह्न 3:00 बजे तक हल किया

1. उपयुक्त कारक-चिह्न से रिक्त स्थानों की पूर्ति करें और कारक का नाम लिखें।

क्र. सं.	वाक्य	कारक का नाम
(क)	वह मुझ ————— देखकर डर गया।	
(ख)	हिना परीक्षा देने के लिए कानपुर गई।	सम्प्रदान कारक
(ग)	आशिमा ने कविता लिखी।	कर्ता कारक
(घ)	पुलिस ने चोर को पकड़ा।	कर्म कारक
(ङ)	माताजी रेल से कोयंबटूर गई।	करण कारक

2. दिए गए कथनों में सही कथन के सामने (✓) और गलत कथन के सामने (✗) का निशान लगाएँ।

- (क) हिंदी भाषा में शब्द स्त्रीलिंग और पुल्लिंग होते हैं।
- (ख) सभी तिथियों, नदियों और भाषाओं के नाम स्त्रीलिंग होते हैं।
- (ग) सभी पर्वतों के नाम पुल्लिंग होते हैं।
- (घ) हिंदी भाषा में वचनों के तीन प्रकार होते हैं।
- (ङ) शब्द के जिस रूप से उसके एक या अनेक होने का बोध हो, उसे लिंग कहते हैं।