

HARI VIDYA BHAWAN  
WORKSHEET -2 (22.04.2020)

CLASS- NURSERY

SUBJECT- S.K.

\*NOTE- This worksheet can be done in any rough notebook or any other notebook available at home.

\*This subject in nursery class is only for oral there will be no written paper of s.k.

Children's today we will learn about **RED** colour

A. Colour the apple **red**

I See Red!

B. Circle the red beads.



HARI VIDYA BHAWAN

WORKSHEET -21(22.04.2020)

CLASS – NURSERY

SUBJECT – ENGLISH

\*NOTE- This worksheet can be done in any rough notebook or any other notebook available at home.

Children's here is the story of letter "Bb" (Try to read after your parents)

**Bb**


## Bobby and the Baby Bear Story for /b/

Bobby the bear, is getting bored.

What does Bobby feel?

But just then, his baby brother, starts crying.

Bobby doesn't know what to do!




Q2. Revision of Letter "Bb"

A. Trace the letters **B** and **b** with your finger. Colour the letters.



B. Trace the letters **B** and **b**.



Letter **b** sound vocabulary



**bag**



**ball**



**bread**



**banana**



**butterfly**



**book**



हरी विद्या भवन

कक्षा- केजी

विषय- हिन्दी worksheet

दिनांक:22/04/20

प्र०1) स्वर और व्यंजन पढ़े।

अ	आ	इ	ई	उ
ऊ	ऋ	ए	ऐ	ओ
	औ	अं	अः	
क	ख	ग	घ	ङ
च	छ	ज	झ	ञ
ट	ठ	ड	ढ	ण
त	थ	द	ध	न
प	फ	ब	भ	म
य	र	ल	व	श
	ष	स	ह	
	क्ष	त्र	ज्ञ	

प्र०2) रिक्त स्थान भरो ऊपर दिए गए चार्ट में से देख कर।

अ \_\_\_\_\_ इ \_\_\_\_\_ उ \_\_\_\_\_ ऋ \_\_\_\_\_ ऐ \_\_\_\_\_ औ \_\_\_\_\_ अः

क \_\_\_\_\_ ग \_\_\_\_\_ च \_\_\_\_\_ झ \_\_\_\_\_

\_\_\_\_\_ ठ \_\_\_\_\_ ढ \_\_\_\_\_।

प्र०3) अक्षरों का अभ्यास करो।

क	क क क क क क क क
---	-----------------

ख	ख ख ख ख ख ख ख ख
---	-----------------

ग	ग ग ग ग ग ग ग ग
---	-----------------

घ	घ घ घ घ घ घ घ घ
---	-----------------

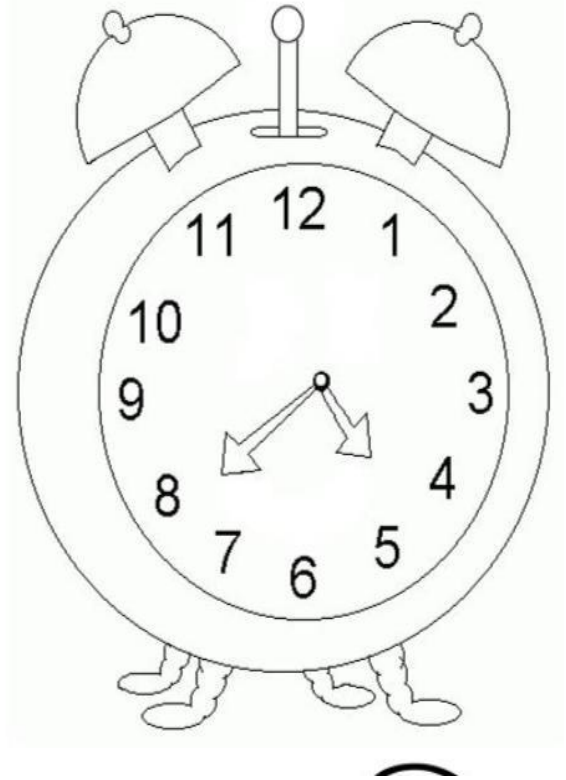

ङ	ङ ङ ङ ङ ङ ङ ङ ङ
---	-----------------

च	च च च च च च च च
---	-----------------

छ	छ छ छ छ छ छ छ छ
---	-----------------

ज	ज ज ज ज ज ज ज ज
---	-----------------

प्र०4) रंग भरो ।



NOTE: WORKSHEETS ARE DONE IN COURSEBOOKS OR IN ROUGH OR IN FAIR NOTEBOOKS..... STAY SAFE AT HOME 🙏😊

**HARI VIDYA BHAWAN**  
**CLASS-KG**  
**SUBJECT – EVS WORKSHEET**  
**CHAPTER-1 WHO AM I?**

**DATE: 22/04/2020**

**Q1) FILL THE MISSING BLANKS AND THEN LEARN IT.**

**AFTER LEARNT STUDENTS WILL MAKE VIDEO ON THESE SENTENCE AND SEND IT. NOTE: WITHOUT SENDING VIDEO YOUR QUESTION IS INCOMPLETE:**

1. MY NAME IS \_\_\_\_\_.
2. I AM \_\_\_\_\_ YEARS OLD.
3. MY MOTHER NAME IS \_\_\_\_\_.
4. MY FATHER NAME IS \_\_\_\_\_.
5. MY SCHOOL NAME IS \_\_\_\_\_.

**Q2) LEARN IT ALSO.**

*My Five Senses*

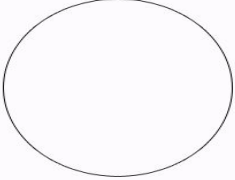
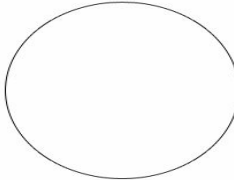
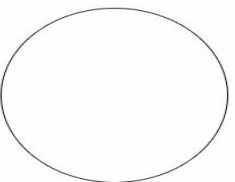
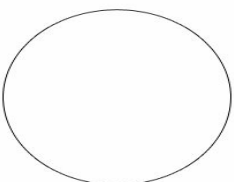
Match the pictures to the correct senses.





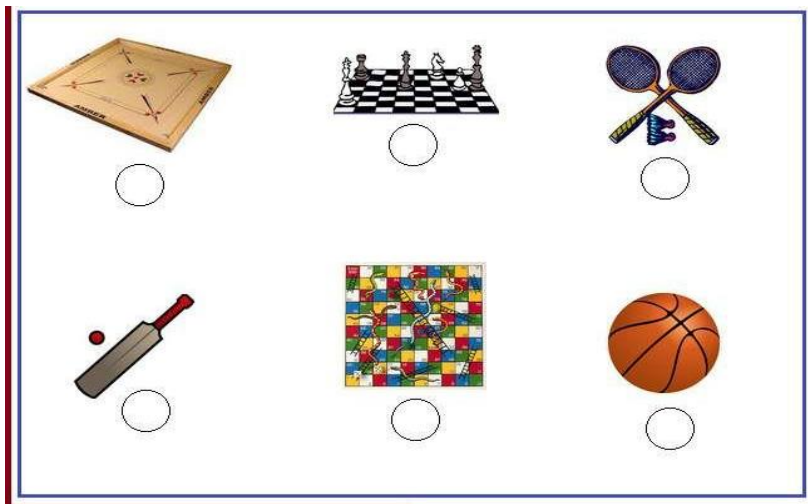
**Q3) MY EMOTIONS.**

**DRAW THE EMOTIONS WHICH ARE MENTION IN EACH PICTURE.**

	
<b>HAPPY</b>	<b>SAD</b>
	
<b>ANGRY</b>	<b>SURPRISED</b>

**Q4) INDOOR GAMES.**

**TICK THE INDOOR GAMES.**



**NOTE: WORKSHEETS ARE DONE IN COURSEBOOKS OR IN ROUGH OR IN FAIR NOTEBOOKS..... STAY SAFE AT HOME 🙏🧘**

**HARI VIDYA BHAWAN**  
(Test paper -1)  
Class-1st  
Subject-computer  
CH-1, Computer- A Magic Machine

Date: 22/4/2020

**INSTRUCTION: You can do this work in any notebook.**

**Q1: Tick the correct answer:**

1. Machines make our work\_\_\_\_\_  
a. Boring b. Easy c. Difficult
  
2. We can play \_\_\_\_\_ on a computer.  
a. Machines b. Flowers c. Games
  
3. \_\_\_\_\_ is a smart machine.  
a. Computer b. cloud c. Human

**Q2: Write 'T' for true or 'F' for false statement:**

- a. Machines are man-made things. ( )
- b. A computer can do many things. ( )
- c. Manual machines run on electricity. ( )
- d. A car is a machine. ( )

**Q3: Fill in the blanks:**

- a. A computer is a  

--	--	--	--	--	--	--	--
  
- b. Computer can tell you a  

--	--	--	--	--
  
- c. A Computer never makes mistakes.  

--	--	--	--	--	--	--	--
  
- d. A computer can show you a movie  

--	--	--	--	--



# HARI VIDYA BHAWAN

## CLASS-1






### [SUB: E.V.S] / [WORKSHEET - 5]

{DATE: - 22/4/2020} {DAY: - WEDNESDAY}

**NOTE:** \*Before doing the worksheet first you go through the videos related to the chapter & exercise.  
\*You can do the worksheet in any notebook.

### PREVIOUS KNOWLEDGE

Q.- Write five Vegetable Names & Their Benefits Do learn it also: -s

VEGETABLES NAMES	PICTURES	BENEFITS
1. TOMATO		Good for the Skin and Hair
2. POTATO		May Improve Blood Sugar Control
3. BROCCOLI		Vitamin C Content Supports a Healthy Immune System
4. RED CARROT		Eye health
5. BITTER GOURD		Boosts your immune system

## CHAPTER – 2 “MY FAMILY”

### **Q.- Write Questions & Answers: -**

**Q.1- What is family?**

**Ans. A Family consists of parents & children.**

**Q.2- Why do we need family?**

**Ans. Family love, Care & provide warmth and support for us.**

**Q.3- How many types of family we learn?**

**Ans. There are two types of family we learn: -**

**i. Small family**

**ii. Big family**

## **1. Good for the Skin and Hair**

**May Improve Blood Sugar Control**

**broccoli Vitamin C Content Supports a Healthy Immune System**

red carrot    **Eye health**

bitter gourd    Boosts your immune system

**HARI VIDYA BHAWAN**  
(Test Paper-1)  
Class-2<sup>nd</sup>  
Subject-computer  
CH-1, Computer- Its types

Date: 22/4/2020

**INSTRUCTION: You can do this work in any notebook.**

**Q1: Fill in the blanks with the help of words that given below:**

Tablet pc, Desktop, Laptop, Supercomputer

- a. Supercomputer works very fast and store huge amount of information.
- b. Desktop computers are used in school.
- c. Laptop works on batteries as well as main power supply.
- d. Tablet pc can be used by touching the screen with your finger.

**Q2: Tick the correct answer:**

- a. A computer is a/an Electronic device.  
1. Manual 2. Natural 3. Electronic
- b. Tablet\_pc is a special type of computer which is very small.  
1. Laptop 2. Desktop 3. Tablet\_pc
- c. Laptop is a designed to fit conveniently on your lap.  
1. Desktop 2. Laptop 3. Tablet pc
- d. Smartphone has a built-in-digital camera for clicking pictures.  
1. Smartphone 2. Desktop 3. None of these

**HARI VIDYA BHAWAN**  
**WORKSHEET NO-5 (With Answers)**  
**CLASS-II**  
**CHAPTER-2 (My Family)**  
**SUBJECT- EVS**

**DATE:-22-04-2020**

**Instruction:- (i) You can do this worksheet in any old or new copy.**

**(ii) Watch the videos of chap-2 in the next curriculum app**

**Q1) Answer the following questions:-**

**(a) How do you spend time with your family?**

**Ans:- I spend time with my family by watching television, eating meals and going on a walk with them.**

**(b) Why do you love your family?**

**Ans:- I love my family because they take care of me and spend time with me.**

**© Who is the head of a family?**

**Ans:- In a joint family, it is usually the grandfather or grandmother. In a nuclear family, it is usually the father or mother.**

**Q2) Learn and write difficult words**

**(a) Situation    (b) Special    (c) Different    (d) Celebrate**



**Q3) Learn and write any 5 good habits from the below chart**  
( No need to draw it.)

 <p><b>GET UP EARLY IN THE MORNING</b></p>	 <p><b>BRUSH YOUR TEETH DAILY</b></p>
 <p><b>TAKE BATH DAILY</b></p>	 <p><b>GO FOR MORNING WALK</b></p>
 <p><b>EXERCISE DAILY</b></p>	 <p><b>PRAY TO GOD</b></p>
 <p><b>WASH HAND BEFORE EATING</b></p>	 <p><b>TAKE MEALS IN TIME</b></p>



**HARI VIDYA BHAWAN**  
(Test paper -1)  
Class-3<sup>rd</sup>  
Subject-computer  
CH-1, Computer –Its working

Date: 22/4/2020

**INSTRUCTION: You can do this work in any notebook.**

**Q1: Write 'T' for True or 'F' for False:**

- a. A computer is called a computer system as it is not a single machine. (True)
- b. Keyboard, Mouse and scanner are the examples of processing device. (False)
- c. Output is the result we get through output devices. (True)
- d. Computer cannot perform a variety of tasks efficiently. (False)

**Q2: Fill in the blanks:**

- a. The word computer comes from the word compute.
- b. A computer system is a combination of hardware and software components.
- c. Process Means an action taken by the computer on the data.
- d. Software is a set of Instruction that tells the computer hardware what to do.

Hari Vidya Bhawan

Class-3

Sub:E.v.s

Ch-2(My family and I)

Worksheet-2

Date: 22-4-2020

Note: i) Do this worksheet in any copy.

ii) You must watch video related to

Chapter on next curriculum app.

iii) Do loud reading of the chapter.

A) Answer the following question:

i) Who is the youngest member in your

Family?

ii) Write something special about your mother.

iii) What is sibling?

B) Write T for true and F for false:

i) A family tree shows the relationship between

Members of a school. ( )

ii) Relatives can be maternal and paternal. ( )

iii) Your father's sister is your maternal aunt. ( )



Family is very important in our life, so always respect , care and love your family members.

Note :No need to draw this picture.

### Answerkey

A) iii) Siblings are our brothers and sisters.

B) i) F    ii) T    iii) T

**HARI VIDYA BHAWAN**  
(Test paper- 1)  
Class-4<sup>th</sup>  
Subject-computer  
CH-1, Computer –Its classification

Date: 22/4/2020

**INSTRUCTION: You can do this work in any notebook.**

**Q1: Tick the correct answer:**

1. The computer that gives an approximate result after comparison is  
a. Digital      b. Micro      c. Analog
  
2. The computer that works on the principle of binary mathematics is  
a. Hybrid      b. Digital      c. Analog
  
3. An example of mobile device is  
a. Desktop      b. Mainframe      c. Smartphones
  
4. A laptop Computer is also called  
a. Smartphone      b. Tablet pc      c. Notebook

**Q2: Write 'T' for True or 'F' for False:**

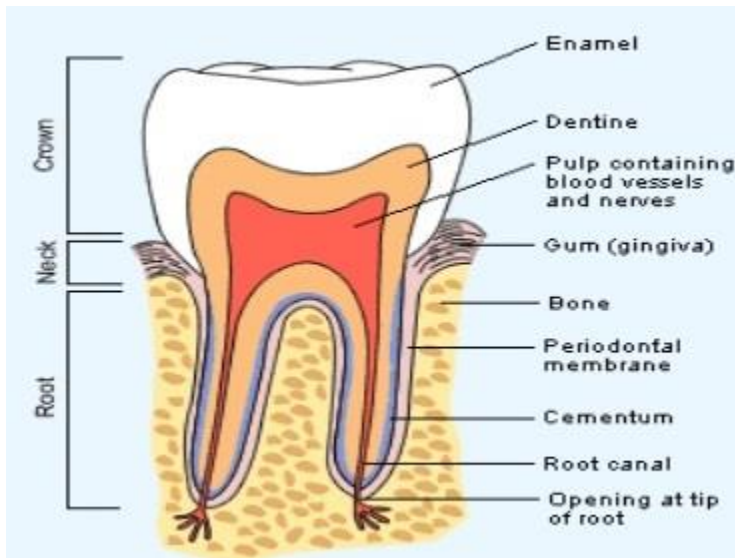
1. Supercomputers are used in school and offices. ( )
2. Many users can work Simultaneously on a mainframe computer. ( )
3. Desktop Computers can be carried around conveniently. ( )
4. Mobile computers are the largest computer. ( )
5. Digital camera is a mobile device that allows users to take pictures. ( )

**HARI VIDYA BHAWAN**  
**CLASS-4**  
**SUBJECT – EVS**  
**Ch-2 HEALTHY TEETHS**  
**WORKSHEET No.2**

**Date: 22-04-2020**

**Instructions:**

- You can do this work in any notebook.
- Before doing your worksheet watch the video in Next Curriculum app.



PARTS OF A TOOTH.

Q1) TRUE AND FALSE:-

a) The crown looks white and shiny because of cementum. **FALSE**

b) The soft pulp contain blood vessels and nerves that nourish the teeth. **TRUE**

Q2) Give the answer?

a) Describe the significance of Dentine?

Ans:- Dentine support the enamel and protects the pulp, which is the innermost of the tooth.

b) Name the part of a tooth that contains blood vessels and nerve?

Ans:- The soft pulp contains blood vessels and nerves.

Q3) Draw and label the parts of tooth.

**Stay safe stay home**



**HARI VIDYA BHAWAN**  
Test paper- 1  
Class-5<sup>th</sup>  
Subject-computer  
CH-1, Computer –History & Generation

**Date: 22/4/2020**

**INSTRUCTION: You can do this work in any notebook.**

**Q1: Tick the correct answer:**

1. The first calculating device was  
a. Napier's Bones    b. Abacus    c. Percaline
2. Which calculating device was developed by Gottfried Wilhelm (von) Leibniz?  
a. Percaline            b. Mark I        c. step Reckoner
3.                            Is known as the 'Father of computer'.  
a. Charles Babbage    b. Herman Hollerith    c. Blaise Pascal
4. The PC-AT was introduced in  
a. 1894            b. 1984            c. 1994
5. The second- generation computers used  
a. Transistors    b. Vacuum Tube    c. IC
6. The            generation computers are based on Artificial intelligence.  
a. First            b. Third            c. Fifth

**Q2: Write 'T' for True 'F' for False:**

1. Early man used to count with the help of stones, Fingers, etc. ( )
2. Herman Hollerith invented 'Tabulating Machine' in 1990. ( )
3. Mark I was the first electro- mechanical computer. ( )
4. The first-generation computer did not produce a lot of heat. ( )
5. The third generation of computer used vacuum tubes. ( )
6. Integrated circuit was used in the fourth generation of computer. ( )

**HARI VIDYA BHAWAN**  
**CLASS- 5**  
**SUBJECT – EVS**  
**Ch-2 OUR MUSCULAR SYSTEM**  
**WORKSHEET No.2**

**Date: 22-04-2020**

**Instructions:**

- You can do this work in any notebook.
- Before doing your worksheet watch the video in Next Curriculum app.

Q1) Give the answer?

a) Write two activities that you can do with the help of your muscles.

Ans:- **We use our muscles for smiling , eating , walking , running, bending etc...**

Q2) Write any two functions of the muscles in the human body?

Ans:- **1. Muscles help in body movement.**

**2. Muscles helps us perform everyday activities like carrying a**

**School bag, blinking our eyes etc....**

Q3) What are the muscles made up of?

Ans:- **Muscles are made up of many stretchy, elastic cells and fibres.**

**STAY SAFE STAY HOME**