

**HARI VIDYA BHAWAN**  
**CLASS- Nursery**  
**SUBJECT – ENGLISH**

**Date: 21-11-2020**

**Instructions of worksheet::**

**1..please note from now onwards all worksheet should be completed in notebook of respective subjects.**

**2..these worksheet will be considered as your evaluation marks will be given on completion else you will have to appear for pen paper test once the school reopens.**

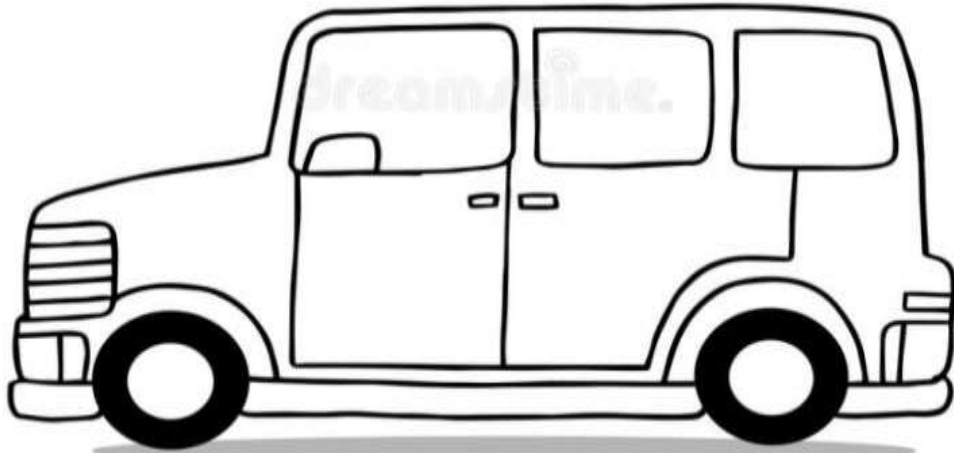
**3...Read every topic which will be given in worksheet of the chapter from your course book.**

**4..All the students must purchase course book as it will enable you to understand the chapter.**

**5..watch the video of related topic from your active app.**


**6...All queries regarding worksheet shall be resolved from 8 :00 am to 3:00pm.**

**Q) Write letter A to U( capital and small) in your copy.**




Q) Colour the picture.

A. Trace the letters **V** and **v** with your finger. Colour the letters.



B. Trace the letters **V** and **v**.



Letter **v** sound vocabulary



vet



violin



vegetables



van



vase



vulture



A. Design the vase using cotton bud printing with different colours.



B. Cross out (x) the incorrect v's.

V

W

Λ

V

M

V

C. Try This Out!



Make a violin using your fingerprints.

HARI VIDYA BHAWAN

CLASS- NURSERY

SUBJECT – EVS

Date: 21/11/20

Do these following pages in your coursebook

Introduction with fruits

**Chapter 8** What Do We Eat?

Fruits


Write the first letter of each fruit. Circle the ones you like.



Can you think of the names of any other fruits?



Colour the fruits in the basket. Name each fruit.



Would you share your favourite fruit with your friend?



When you eat fruits, always remember:

- Wash your hands
- Wash the fruits well
- Ask an elder to cut the fruits if necessary

### Apple On a Tree

Apples on a tree  
One-two-three.  
Oranges in a dish  
Four-five-six.  
Cherries are all mine  
Seven-eight-nine

### Lessons for Life

- Washing fruits before eating
- Throwing the peels in dustbin

HARI VIDYA BHAWAN

CLASS– kg

SUBJECT – EVS

DATE: 21/11/20

**Instructions of worksheet::**

- 1..please note from now onwards all worksheet should be completed in notebook of respective subjects.
- 2..these worksheet will be considered as your evaluation marks will be given on completion else you will have to appear for pen paper test once the school reopens.
- 3...Read every topic which will be given in worksheet of the chapter from your course book.
- 4..All the students must purchase course book as it will enable you to understand the chapter.
- 5..watch the video of related topic from your active app.
- 6...All queries regarding worksheet shall be resolved from 8 :00 am to 3:00pm.

**Chapter 16 Presence of Air**

Look at the pictures. What do you see?



When we blow air in a balloon, it becomes big.  
We cannot touch or see air. We can feel it.

A lot of fun activities can be done with air. We can:



blow whistles



blow candles



blow bubbles



fly paper planes



fly kites



jump on an air bouncer

Try to read this concept:

Do these following pages in your coursebook

A. Tick (✓) the pictures which show presence of air.



**Extension Activities**

- Switch off the fan and tear a few bits of paper. Now turn on the fan on full speed and let the bits of paper fly in the air. Explain to the children that air can move things.

**What Makes Air Dirty?**

Cross (X) out the activities that spoil the air around us.



**Lesson for Life**

- Understanding what makes air dirty and taking precautions



**HARI VIDYA BHAWAN**  
**CLASS- KG**  
**SUBJECT – MATHEMATICS**

**Date: 21-11-2020**

**Instructions of worksheet::**

- **1..please note from now onwards all worksheet should be completed in notebook of respective subjects.**
- **2..these worksheet will be considered as your evaluation marks will be given on completion else you will have to appear for pen paper test once the school reopens.**
- **3...Read every topic which will be given in worksheet of the chapter from your course book.**
- **4..All the students must purchase course book as it will enable you to understand the chapter.**
- **5..watch the video of related topic from your active app.**
- **6...All queries regarding worksheet shall be resolved from 8 :00 am to 3:00pm.**

**Q 1. Write and learn number names from 1 to 15.**





**Q2. Do Addition in your maths book page number 56 and 57**

# Unit-6









## Addition

Count, Add and Write

 and  make  







+  =

  and  make   

+  =

   and  make    

+  =

  and  make   

+  =

### Extension Activities



\* Provide objects like erasers, pencils and crayons to the learners. Ask them to sit in groups of two. Now ask them to count and add the objects they have in all.

Count, add, draw and write.



and



make

+

=




and



make

+

=



and



make

+

=



and




make

+

=

Q3. Do this question in your maths application book B page number 1

**Join the Dots.**



**Addition**

Nurture—A Programme for Early Years  
Numeracy Application Book B  
Date: \_\_\_\_\_

**Count, add and write.**

2 butterflies and 2 butterflies make 4 butterflies

$$\square + \square = \square$$

3 raspberries and 2 raspberries make 5 raspberries

$$\square + \square = \square$$

4 spiders and 2 spiders make 6 spiders

$$\square + \square = \square$$

Teacher's signature \_\_\_\_\_

**Skills Acquisition**  
Object Learning  
Addition

★  ★  ★  ★  ★  ★

