

HARI VIDYA BHAWAN

CLASS :- Nursery

SUBJECT :- E.V.S.

CHAPTER :- 1 (MY SENSE)

WORKSHEET :- 3

Date :- 20th April 21 / Day :- TUESDAY

Instructions :-

- Please note from now onwards all worksheet should be completed in notebook of respective subject.
- These worksheet will be considered as your periodic test, mark will be given on completion else you will have to appear for pen paper test ones the school reopens.
- Read every topic which will be given in worksheet of the chapter from your course book.
- All the students must purchase course books as it will enable you to understand the chapter.
- All queries regarding worksheet shall be resolved from 8:00 am to 1:30 pm.
- Watch the video of chapter -Sense organs given in Pearson app.

FUN TIME

Note – Dear students, after learning this Rhyme { I HAVE TEN FINGERS } you have to make a video on it and send in the group.

I Have Ten Fingers

I have ten fingers
And they all belong to me.
I can make them do things,
Would you like to see?

I can shut them up tight,
I can open them wide.

I can put them together,
I can make them all hide.

I can make them jump high,
I can make them jump low.

I can fold them up quietly
And hold them just so.

ACTIVITY TIME

Here are a few things that are yellow.



A. Print your left and right hand using yellow paint.



left



right

B. Circle the yellow blocks.



LEARNING TIME

Match the activities with the correct sense organs.

The activities on the left are: a hand holding a green leaf, a child eating a red apple, a child smelling a yellow flower, a child sitting and reading a book, and a child wearing headphones listening to music. The sense organs on the right are: a tongue sticking out, a nose, an open hand, an ear, and a pair of eyes.

My body is special. I keep it clean. Colour the ☺ if you clean your body every day.

What do we do to clean our bodies?

Match the things that help you keep your body clean by tracing along the dotted lines.

The items on the left are: a red toothbrush and a tube of toothpaste, a yellow hairbrush, a blue bucket and a green cup, a black comb, and a pair of nail clippers. The actions on the right are: a mouth with red lips and white teeth, a girl brushing her hair, a girl taking a shower, a girl combing her hair, and a pair of red hands.

HARI VIDYA BHAWAN

CLASS :-K.G.

SUBJECT :- E.V.S.

CHAPTER :- MY SENSES

WORKSHEET :- 3


Date :- 20th April 21 / Day :- Tuesday

Instructions :-

- Please note from now onwards all worksheet should be completed in notebook of respective subject.
- These worksheet will be considered as your periodic test, mark will be given on completion else you will have to appear for pen paper test ones the school reopens.
- Read every topic which will be given in worksheet of the chapter from your course book.
- All the students must purchase course books as it will enable you to understand the chapter.
- All queries regarding worksheet shall be resolved from 8:00 am to 1:30 pm.
- Watch the video of chapter - My Sense given in Pearson App.

FUN TIME
















Mix these colours in a palette and finger paint in the circles. Then match them to their names.



Activity Time .

MY SENSES

Make a 😊 for each sense organ if it helps you to know about the object. One has been done for you.

Paste a picture for each of these things.

Taste

sweet salty spicy

Touch

hot cold soft

Smell

good bad

Q :- Draw and Write 5 Fruits name. (Do it in your E.V.S. notebook)

HARI VIDYA BHAWAN

CLASS – 1

SUBJECT – ENGLISH

WORKSHEET -6

CHAPTER – 2 (OPEN YOUR EYES)

Date – 20 -04-21

Instructions:-

- * Please note from now onwards all worksheet should be completed in Notebook of respective subjects.
- * These worksheet will be considered as your periodic test, marks will be given on computation else you will have to appear for pen paper test ones the school reopen.
- * Read every topic which will be given in worksheet of the chapter from your course book.
- * All students must purchase course book as it will enable you to understand the chapter.
- * All queries regarding worksheet shall be resolved from 8:00 a.m. to 3:00 p.m.

* Watch the video of chapter – 2 given in the Next Curriculum App.

OPEN YOUR EYES

Q1 – Write four Masculine Words .

Ans – Uncle, Prince , King , Brother.

Q2- Write four Feminine Words .

Ans – Aunt , Princess , Queen , Sister.

Q3- Write four Common words .

Ans- Baby , Children , Teacher , Doctor

Q4- Write four Neuter words .

Ans- Table , House , Bags , Book.

HARI VIDYA BHAWAN

CLASS -I

SUBJECT – EVS

WORKSHEET – 5

CHAPTER – 2

Date – 20.04.21

Instructions:-

- * Please note from now onwards all worksheet should be completed in Notebook of respective subjects.**
- * These worksheet will be considered as your periodic test, marks will be given on computation else you will have to appear for pen paper test ones the school reopen.**
- * Read every topic which will be given in worksheet of the chapter from your course book.**
- * All students must purchase course book as it will enable you to understand the chapter.**
- * All queries regarding worksheet shall be resolved from 8:00 a.m. to 3:00 p.m.**
- * Watch the video of chapter 2 given in the Next Curriculum App.**

MY FAMILY

Q. Fill in the blanks -

- (a) We have fun with our family.
- (b) We like to celebrate festivals with our family.
- (c) We share our happy and sad moments with our family.
- (d) A small family consists of parents and children.
- (e) A big family consists of grandparents, parents, uncles, aunts and cousins

HARI VIDYA BHAWAN

CLASS :-2nd

SUBJECT :-English

TOPIC :- little lalu (Comprehension junction)

WORKSHEET - 5

Date :- 20th April 21 / Day :-Tuesday

Instructions :-

- Please note from now onwards all worksheet should be completed in notebook of respective subject.
- These worksheet will be considered as your periodic test, mark will be given on completion else you will have to appear for pen paper test ones the school reopens.
- Read every topic which will be given in worksheet of the chapter from your course book.
- All the students must purchase course books as it will enable you to understand the chapter.

All queries regarding worksheet shall be resolved from 8:00 am to 1:30

2.6 Comprehension Junction

Sahil has always wanted a pet. One day, his uncle comes to visit him. He gives Sahil an envelope. Sahil opens the envelope and his eyes shine with happiness. Now, he can buy a pet. The next day, he goes to a pet store.



He sees a lot of animals. He sees cute kittens, fluffy rabbits, a talking parrot and a white mouse.

He also sees a puppy. The puppy comes to him, plays with his shoelace for a while, and then goes to sleep on his shoe. Sahil laughs out loud.

He asks the shopkeeper, "How much does the dog cost?" The shopkeeper replies, "Two hundred rupees." Sahil has enough money and buys the puppy. He is very happy. He goes home with the puppy in his arms.

Date: _____

2.6 Comprehension Junction

Sahil has always wanted a pet. One day, his uncle comes to visit him. He gives Sahil an envelope. Sahil opens the envelope and his eyes shine with happiness. Now, he can buy a pet. The next day, he goes to a pet store.



He sees a lot of animals. He sees cute kittens, fluffy rabbits, a talking parrot and a white mouse.

He also sees a puppy. The puppy comes to him, plays with his shoelace for a while, and then goes to sleep on his shoe. Sahil laughs out loud.

He asks the shopkeeper, "How much does the dog cost?" The shopkeeper replies, "Two hundred rupees." Sahil has enough money and buys the puppy. He is very happy. He goes home with the puppy in his arms.

A. Let us find the answers from the story.

1. What has Sahil always wanted?

Sahil has always wanted a pet.

2. Who came to visit Sahil?

Sahil's uncle came to visit him.

3. Which animals does Sahil see at the pet store?


Sahil sees cute kittens, fluffy rabbits, talking parrots, a white mouse and a puppy.

4. Which animal does Sahil buy?

Sahil buys the puppy.

5. How much does it cost?

It costs two hundred rupees.


B.  Let us read between the lines.

1. What was in the envelope?

There was money in the envelope.

2. Why does Sahil choose the puppy?

The puppy started chewing Sahil's shoe lace and after some time fell asleep on the shoe.

C.  Sahil liked the puppy's antics and decided to buy it.
Let us go beyond the story.

1. If you had been Sahil, which pet would you have bought?

Pet dog.

2. How do you think the puppy felt when it woke up?



Learning Outcome(s): Write events described in a story; relate to a story at a personal level



Grade:

हरि विद्या भवन

कक्षा-दूसरी

पाठ-3(पुट्टी की छुट्टी)

हिंदी (Worksheet-4)

तिथि-20/04/2021

- दिए गए प्रश्नों को ध्यानपूर्वक अपनी कॉपी में करें ।

पाठ से जुड़े कुछ शब्द

- छुट्टी
- अखबार
- अलमारी
- साइकिल
- चश्मा
- हंसाया
- बरामदे
- किताबें
- सदस्य

1. तालिका में से सही नाम चुनकर निम्न वाक्य पूरे करें।

व्यक्ति	वस्तु	स्थान
शेखर	कागज़	रसोईघर
गुड्डी	चश्मा	बरामदे

(क) पुट्टी की दोस्त गुड्डी बीमार थी।

(ख) पुट्टी ने दादाजी का चश्मा साफ़ कर दिया।

(ग) पापा रसोईघर में खिचड़ी बना रहे थे।

(घ) छुट्टी के दिन शेखर साइकिल ठीक कर रहा था।

(ङ) पुट्टी कागज़ और रंगीन पेंसिलें लेकर कहानी सुनने बैठ गई।

(च) माँ बरामदे में बैठकर अख़बार पढ़ रही थीं।

दिए गए पहचान पत्र को पूरा करें।

आपका नाम- _____

कक्षा- _____

स्कूल का नाम- _____

घर का पता- _____

फोन- _____

यहाँ अपनी तस्वीर चिपकाएँ।

HARI VIDYA BHAWAN

WORKSHEET- 3

CLASS-3rd

SUBJECT- COMPUTER

CHAPTER-2(COMPUTER- HARDWARE AND SOFTWARE)

DATE- 20/04/21

INSTRUCTIONS:

- **Please note from now onwards all worksheets should be completed in notebook of respective subjects.**
- **These worksheets will be considered as your periodic test mark will be given on computation else you will have to appear for pen paper test once the school reopen.**
- **Read every topic which will be given in worksheet of the chapter from course book.**
- **All student must purchase course book as it will enable you to understand the chapter.**
- **All queries regarding worksheets shall be resolved from 8:00 am to 1:30pm.**

A. Write the correct answer.

1. Physical components attached to a computer are collectively called **Hardware**.
2. **Joystick** is an input device which is used for playing games.
3. Software can be mainly of **Two** types.
4. **Application** software helps in doing some specific work.

B. Write 'T' for TRUE and 'F' for FALSE statements.

1. System unit is also called a computer case. (T)
2. A Joystick is used to send images to the computer. (F)
3. Control unit checks what to do and when to do. (T)
4. Hard disk is the brain of a computer. (F)
5. Operating System is used to perform a specific job. (F)
6. Hardware and Software always complement each other. (T)

Hari Vidya Bhawan

Class-3

Sub EVS

Chapter -02 (My Family And I)

Date – 20/04/21

Work sheet-4

Instructions:-

* Please note from now onwards all worksheet should be

completed in Notebook of respective subjects.

* These worksheet will be considered as your periodic

test,

marks will be given on computation else you will have to

appear for pen paper test ones the school reopen.

* Read every topic which will be given in worksheet of the chapter from your course book.

* All students must purchase course book as it will enable you to understand the chapter.

All queries regarding worksheet shall be resolved from

8 a.m.

to 3pm.

* Watch the video of ch-2 from next curriculum app.

Page no- 12

Q.1 You have learnt about various circumstances due to which changes take place in the family. Give another circumstance that bring about a change in a family.

Ans. Due to death in the family, number of family members decrease.

Q.2 Imagine your father aur mother gets transferred and your family decides to move to another City. Write two problems your family may face while relocating.

Ans. Some of the problems faced while relocating:

- 1)Packing and unpacking the resetting.
- 2)Readmissions of children in school in a new place.

Q.3 Tick (✓) the correct option.

relocating.

3. Tick (✓) the correct option(s).

Changes in a family can take place because of:

- (a) Working in the same place
- (b) Visiting relatives
- (c) The birth of a baby
- (d) Natural calamities
- (e) Wedding

X

X

Hari Vidya Bhawan

Subject- English

(Worksheet - 5)

Class- IV

Chapter - 2

The First Tooth

Date : 20.04.2020

General Instructions :

- Please note from now onwards all worksheet should be completed in notebook of respective subjects.
- These worksheets will be considered as your periodic test, marks will be given on completion else you will have to appear for pen paper test once the school reopens.
- Read every topic which will be given in worksheet of the chapter from your course book.
- All the students must purchase course book as it will enable you to understand the chapter.
- Watch the video of Chapter - 2 , Reading Junction in the next curriculum app.
- All queries regarding worksheet shall be resolved from 8:00am to 3:00pm

Get going

A. Let us find the answers from the poem.

1. Match each stanza of the poem to what it describes.

Stanza	Description
1	the baby's appearance
2	the baby's speech
3	the baby's movement

2. List the differences between the baby boy and the older child.

Baby boy	Older boy
One tooth	Two rows of teeth
Can say only a half word	Can say many words and sentences
Mimic walking by standing out his legs	Can walk and dance

3. Write the meaning of these words.

(a) Infant - a child between the ages of about four to eight

(b) Mimic - copy

(c) Motion - movement

B. Let us read between the lines.

1. What do these lines mean?

"I have got a double row,
All as white, and all as small;
Yet no one cares for mine at all."

Ans. 1. The whole family is excited at the single tooth of the small child. And the poet is sad because no one cares for him. He feels that he has a double row of small teeth but he is neglected by the elders in the family.

2. Explain the meaning of these phrases.

(a) double row

Ans. Two row, one on top and one below

(b) Mimic motion

Ans. To stretch a leg as if taking a step

Note

- **Do 1 page writing daily.**
- **Do 15 minutes reading daily.**

हरि विद्या भवन

कक्षा - 4

कार्यपत्र5

विषय- हिंदी

पाठ-2(हम सब सुमन एक उपवन के)

दिनांक - 20/4/21

कार्यपत्रक के निर्देश :-

- 1.अब से सभी संबंधित विषयों की वर्कशीट notebook में पूरा किया जाना अनिवार्य है।
- 2.यह वर्कशीट आपके periodic test के रूप में मानी जाएगी, इसके पूरा होने पर ही आपको अंक दिए जाएंगे अन्यथा स्कूल खुलने पर आपको पेन पेपर टेस्ट देना होगा।
3. हर विषय को पढ़ें जो आपके पाठ्यक्रम की पुस्तक के अध्याय की वर्कशीट में दिया जाएगा।
- 4.सभी छात्रों को पाठ्यक्रम की पुस्तक खरीदनी चाहिए क्योंकि यह आपको अध्याय को समझने में सक्षम होगी।
- 5.Next curriculum एप्लिकेशन का वीडियो देखें।
6. वर्कशीट से संबंधित सभी प्रश्नों को सुबह 8:00 बजे से अपराह्न 3:00 बजे तक हल किया जाएगा।

कलम की सवारी

प्रश्न2 फूल हमें हंस हंसकर जीना कैसे सिखाते हैं?

उत्तर फूलों के साथ कांटे पाए जाते हैं पर फूल अपनी खुशबू रंग आदि से सबका मनमोह लेते हैं।सबको प्रसन्न कर देते हैं।वह मनुष्य को यह संदेश देते हैं कि जीवन में कांटों के समान परेशानियां होने पर भी निराश नहीं होना चाहिए।अपने चेहरे की हंसी और व्यवहार की खुशबू से दूसरों को खुश रखने का प्रयास करना चाहिए।

Hari Vidya Bhawana

Class -5

SUB-EVS

Ch-2 (Our muscular system)

Book -B

Work sheet -6

Date :20/04/21

Note- Do this work in your EVS Book-B.



OUR MUSCULAR SYSTEM

Date: _____

2.1 Muscles and Movements



- Describe the functions of the muscular system
- Explain the movement of muscles

1. How are muscles attached to bones? Explain.

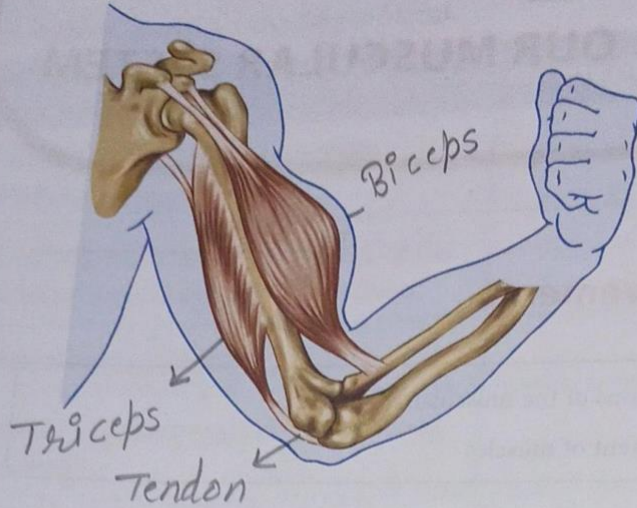
Muscles are attached to the bones with the help of tough and fibrous tissues called tendons.

2. List any five activities that you do with the help of muscles.

Muscles help in body movements. They help us perform everyday activities like carrying a school bag, blinking our eyes, pulling a table or chair in the classroom, playing games, cycling, exercising, running etc.



3. Label the muscles in this diagram and answer the questions.



(a) Which muscles contract when we pull our arms?

Muscles on the front side of the upper arm contract when we bend our arm.

(b) Which muscles relax when we stretch our arms?

Muscles on the front side of the upper arm relax when we straighten the arm.



Teacher's remarks

A large empty rectangular box for writing teacher's remarks.



Date: _____

2.2 Types of Muscles



- Describe the different types of muscles

1. Name the types of muscles found in these body parts.

Body parts	Types of muscles
Heart	Cardiac muscles
Legs	Voluntary muscles
Stomach	Involuntary muscles
Food pipe	Involuntary muscles
Intestine	Involuntary muscles.

2. Write a short note on cardiac muscle.

It is a special muscles found only in the wall of heart. Like involuntary muscles, Cardiac muscles are also not under our control.

3. Write two differences between voluntary and involuntary muscles. Give an example of each.

(i) Voluntary muscles are under our control and can be moved at our will. For example, we can use the muscles in our when ever we went to walk.

(ii) Involuntary muscles are also called smooth muscles. These muscles in our body are not under our control. For example muscles of digestive system.

HARI VIDYA BHAWAN

CHAPTER – 1 (Large Numbers)
MATHEMATICS (Worksheet – 5)
Class – 5th

Date: 20.4.2021

INSTRUCTION:

- Please note from now onwards all worksheet should be completed in notebook of respective subjects.
- These worksheets will be considered as your periodic test, marks will be given on completion else you will have to appear for pen paper test once the school reopens.
- Read every topic which will be given in worksheet of the chapter from your course book.
- All the students must purchase course book as it will enable you to understand the chapter.
- Watch the video of Chapter – 1 in the next curriculum app.
- All queries regarding worksheet shall be resolved from 8:00am to 3:00pm.

Q1. Write the place value of each underlined digit according to Indian and International system of numeration :

(a) 6,89,34,126

Place value of 8 (Indian system of numeration) = 80,00,000

Place value of 8 (International system of numeration) = 8,000,000

(b) 2,00,00,034

Place value of 0 (Indian system of numeration) = 0

Place value of 0 (International system of numeration) = 0

(b) 44,23,700

Place value of 4 (Indian system of numeration) = 40,00,000

Place value of 4 (International system of numeration) = 4,000,000

Q2. Form the smallest 9-digit number using the digit 6, 5, 8, 3, 2, 4, 0, 7 and 1.

Ans. 10,23,45,678

Q3. Fill in the blanks :

- (a) One lakh = 100 thousands.
- (b) One million = 10 lakhs.
- (c) One hundred thousand = 10,000 tens.
- (d) The predecessor of the greatest 8-digit number is 9,99,99,998.
- (e) The successor of the greatest 7-digit number is 1,00,00,000.

Q4. Complete the table :

S.no	Numbers	Numbers in words	Expanded form
(a)	8,35,02,000	Eight crore thirty-five lakh two thousand	8,00,00,000 + 30,00,000 + 5,00,000 + 2,000
(b)	2,40,60,305	Two crore forty lakh sixty thousand three hundred five	2,00,00,000 + 40,00,000 +60,000 + 300 + 50
(c)	792,323,283	Seven hundred ninety-two million three hundred twenty-three thousand two hundred eighty-three	700,000,000 + 90,000,000 + 2,000,000 + 3000,000 + 20,000 + 3,000 + 200 + 80 + 3

Q5. True or false:

- (a) The predecessor of ten lakh twenty-three thousand three hundred ten is ten lakh twenty-three thousand three hundred eleven. **false**
- (b) The successor of eight crore fifty-six lakh five hundred thirty is eight crore fifty-six lakh five hundred thirty-one. **True**
- (c) The successor of ninety-eight million six hundred thousand five hundred nine is ninety-eight million six hundred thousand five hundred ten. **True**