

**HARI VIDYA BHAWAN**

**Worksheet :- 10**

**CLASS :- NURSERY**

**SUBJECT :- MATHS**

**TOPIC :- SHAPES**

**Date :- 13<sup>th</sup> May 21 / Day :- Thursday.**

**Instructions :-**





















- Please note from now onwards all worksheet should be completed in notebook of respective subject.
- These worksheet will be considered as your periodic test, mark will be given on completion else you will have to appear for pen paper test ones the school reopens.
- Read every topic which will be given in worksheet of the chapter from your course book.
- All the students must purchase course books as it will enable you to understand the chapter.
- All queries regarding worksheet shall be resolved from 8:00 am to 1:30 pm.
- Watch the video of Topic – Shapes given in Pearson App.

**LEARNING TIME**

**Q 1 :- Draw the Circle, Triangle and Square and draw or paste any 2 pictures related to these shapes.**

Note – Do this work in your Maths notebook.

From each row, choose and colour the shape that is the same as the shape in the box.

## Some More Shapes

Look

Trace and Colour

Matching Object



semi-circle



diamond



star



oval



**Note – Do this work in your Maths course book -A.**



**HARI VIDYA BHAWAN**

**Worksheet - 10**

**CLASS :- K.G.**

**SUBJECT :- Maths**

**TOPIC :- SERIATION**

**Date :- 13<sup>th</sup> May 21 / Day - Thursday**

**Instructions :-**

- Please note from now onwards all worksheet should be completed in notebook of respective subject.
- These worksheet will be considered as your periodic test, mark will be given on completion else you will have to appear for pen paper test ones the school reopens.
- Read every topic which will be given in worksheet of the chapter from your course book.
- All the students must purchase course books as it will enable you to understand the chapter.
- All queries regarding worksheet shall be resolved from 8:00 am to 1:30 pm.
- Watch the video of chapter -4 given in Pearson App.

**LEARNING TIME**

**DO ALL THESE WORK IN YOUR MATHS NOTEBOOK**

**Q 1 :- Draw the Circle , Triangle and Square and draw or paste any 2 pictures related to these shapes.**

**Q 2 :- Write forward counting from 1 to 20.**



## Seriation

Smallest to Biggest

Arrange the pictures from smallest to biggest by numbering them from 1 to 3.



Draw three balls in the following way:  
smallest → biggest

Blank area for drawing three balls, bounded by a dashed line.

# Seriation: Smallest to Biggest

Nurture—A Programme for Early Years  
Numeracy Application Book A

Date

Arrange the pictures from smallest to biggest by numbering them from 1 to 3.



Teacher's signature \_\_\_\_\_



**Skills Acquisition**

Sequencing according to size

Do all these work in your Maths course book – A.



# **HARI VIDYA BHAWAN**

**WORKSHEET-5**

**CLASS-1**

**SUBJECT- COMPUTER**

**CHAPTER-3(COMPUTER-ITS USES)**

**DATE-13/05/21**

## **INSTRUCTIONS:**

- **Please note from now onwards all worksheets should be completed in notebook of respective subjects.**
- **These worksheets will be considered as your periodic test mark will be given on computation else you will have to appear for pen paper test once the school reopen.**
- **Read every topic which will be given in worksheet of the chapter from course book.**
- **All student must purchase course book as it will enable you to understand the chapter.**
- **All queries regarding worksheets shall be resolved from 8:00 am to 1:30pm**

**C. FILL IN THE BOXES.**

1. You can play many **GAMES** on a computer.
2. you can type words and numbers on a computer using **KEYBOARD**.
3. you can draw and **PRINT** objects using mouse.
4. you can **WATCH** cartoons on a computer.
5. you can **SEARCH** information on a computer.

**D. WRITE THE USES OF COMPUTER BY LOOKING AT THE PICTURES.**

1. **Playing games**
2. **Drawing and coloring**

**HARI VIDYA BHAWAN**

**CLASS – 1**

**SUBJECT – MATHS**

**WORKSHEET -12**

**CHAPTER – 3 (ADDITION 0-9)**

**Date – 13-05-21**

**# Instructions:-**

- \* Please note from now onwards all worksheet should be completed in Notebook of respective subjects.**
- \* These worksheet will be considered as your periodic test, marks will be given on computation else you will have to appear for pen paper test ones the school reopen.**
- \* Read every topic which will be given in worksheet of the chapter from your course book.**
- \* All students must purchase course book as it will enable you to understand the chapter.**
- \* All queries regarding worksheet shall be resolved from 8:00 a.m. to 3:00 p.m.**

**\* Watch the video of chapter – 3 given in the Next Curriculum App.**

## **ADDITION (0-9)**

**Q1. Fill in the blanks :**

**(a) One more than 6 is 7**

**(b) One more than 8 is 9**

**Q2. Add and write the answers in blanks.**

**(a)  $4+0 = 4$**

**(b)  $7+0 = 7$**

**(c)  $3+1 = 4$**

**(d)  $8+1 = 9$**

**(e)  $1+1 = 2$**

**(f)  $1+0 = 1$**

**Q3. Write the missing numbers in the blanks :**

**(a)  $0 + \underline{9} = 9$**

**(b)  $5 + \underline{4} = 9$**

**(c)  $5 + \underline{2} = 7$**



**HARI VIDYA BHAWAN**

**CLASS :-2nd**

**SUBJECT :-E.V.S**

**TOPIC :- LIVING AND NON-LIVING THINGS**

**WORKSHEET - 10**

**Date :- 13<sup>th</sup> May 21 / Day :-Thursday**

**Instructions :-**

- **Please note from now onwards all worksheet should be completed in notebook of respective subject.**
- **These worksheet will be considered as your periodic test, mark will be given on completion else you will have to appear for pen paper test ones the school reopens.**
- **Read every topic which will be given in worksheet of the chapter from your course book.**
- **All the students must purchase course books as it will enable you to understand the chapter.**

**All queries regarding worksheet shall be resolved from 8:00 am to 1:30**

## Book-C

**Q1- Are all non- living things man- made?  
Explain.**

**Ans- No, all non- living things are not man-made . For example, mountains, rocks and air are non- living things but are not made by man. They are found in nature and hence are natural things. But some non- living things like chair, table and pencil are made by man and hence are called man-made things. All man-made things are non-living things.**

**Q2- Write one difference between natural and man -made things? give three examples of each.**

Natural things	Man-made things
Natural things are obtained from nature and not made by man.	Man-made things are made by man
<i>Examples:</i> Mountain, air, water and rock	<i>Examples:</i> Chair, table, television and bed

**Complete this question/answers in your book and notebook.**





**HARI VIDYA BHAWAN**

**CLASS :-2nd**

**SUBJECT :-Maths**

**TOPIC :- Revision worksheet**

**WORKSHEET - 11**

Date :- 13<sup>th</sup> May 21 / Day :-Thursday

### **Instructions :-**

- **Please note from now onwards all worksheet should be completed in notebook of respective subject.**
- **These worksheet will be considered as your periodic test, mark will be given on completion else you will have to appear for pen paper test ones the school reopens.**
- **Read every topic which will be given in worksheet of the chapter from your course book.**
- **All the students must purchase course books as it will enable you to understand the chapter.**
- **All queries regarding worksheet shall be resolved from 8:00 am to 1:30**

## 2-Digit Plus 2-Digit Addition (A)

Name: \_\_\_\_\_

Date: \_\_\_\_\_

Score: \_\_\_\_ /25

Calculate each sum.

$$\begin{array}{r} 95 \\ + 13 \\ \hline \end{array}$$

$$\begin{array}{r} 28 \\ + 99 \\ \hline \end{array}$$

$$\begin{array}{r} 11 \\ + 59 \\ \hline \end{array}$$

$$\begin{array}{r} 45 \\ + 32 \\ \hline \end{array}$$

$$\begin{array}{r} 25 \\ + 30 \\ \hline \end{array}$$

$$\begin{array}{r} 33 \\ + 53 \\ \hline \end{array}$$

$$\begin{array}{r} 53 \\ + 62 \\ \hline \end{array}$$

$$\begin{array}{r} 24 \\ + 46 \\ \hline \end{array}$$

$$\begin{array}{r} 51 \\ + 79 \\ \hline \end{array}$$

$$\begin{array}{r} 49 \\ + 77 \\ \hline \end{array}$$

$$\begin{array}{r} 56 \\ + 96 \\ \hline \end{array}$$

$$\begin{array}{r} 22 \\ + 29 \\ \hline \end{array}$$

$$\begin{array}{r} 59 \\ + 77 \\ \hline \end{array}$$

$$\begin{array}{r} 43 \\ + 97 \\ \hline \end{array}$$

$$\begin{array}{r} 63 \\ + 30 \\ \hline \end{array}$$

$$\begin{array}{r} 72 \\ + 70 \\ \hline \end{array}$$

$$\begin{array}{r} 11 \\ + 74 \\ \hline \end{array}$$

$$\begin{array}{r} 69 \\ + 12 \\ \hline \end{array}$$

$$\begin{array}{r} 95 \\ + 49 \\ \hline \end{array}$$

$$\begin{array}{r} 80 \\ + 54 \\ \hline \end{array}$$

$$\begin{array}{r} 18 \\ + 38 \\ \hline \end{array}$$

$$\begin{array}{r} 80 \\ + 40 \\ \hline \end{array}$$







$$\begin{array}{r} 41 \\ + 47 \\ \hline \end{array}$$

$$\begin{array}{r} 51 \\ + 21 \\ \hline \end{array}$$

$$\begin{array}{r} 61 \\ + 46 \\ \hline \end{array}$$

# Odd/Even

Count the blocks. Write the number. Circle odd or even.

	___	odd or even ?
	___	odd or even ?
	___	odd or even ?
	___	odd or even ?
	___	odd or even ?
	___	odd or even ?

Complete this worksheet in your notebook.

**Hari Vidya Bhawana**

**Class-3**

**SUB-EVS**

**Ch-3 ( BUILDING HOUSES)**

**BOOK-B**

**Date- 13/05/21**

**Work sheet- 9**

NOTE: DO THIS WORK IN YOUR EVS BOOK-B.

PAGE NO- 8

Q.1 Read these situations and complete the sentences.

a) My name is Suzan. I am from Legs. At our place, it snows heavily. My house is made of of bricks and has wooden flooring. The ropes of my house are sloped to let the snow slide down.

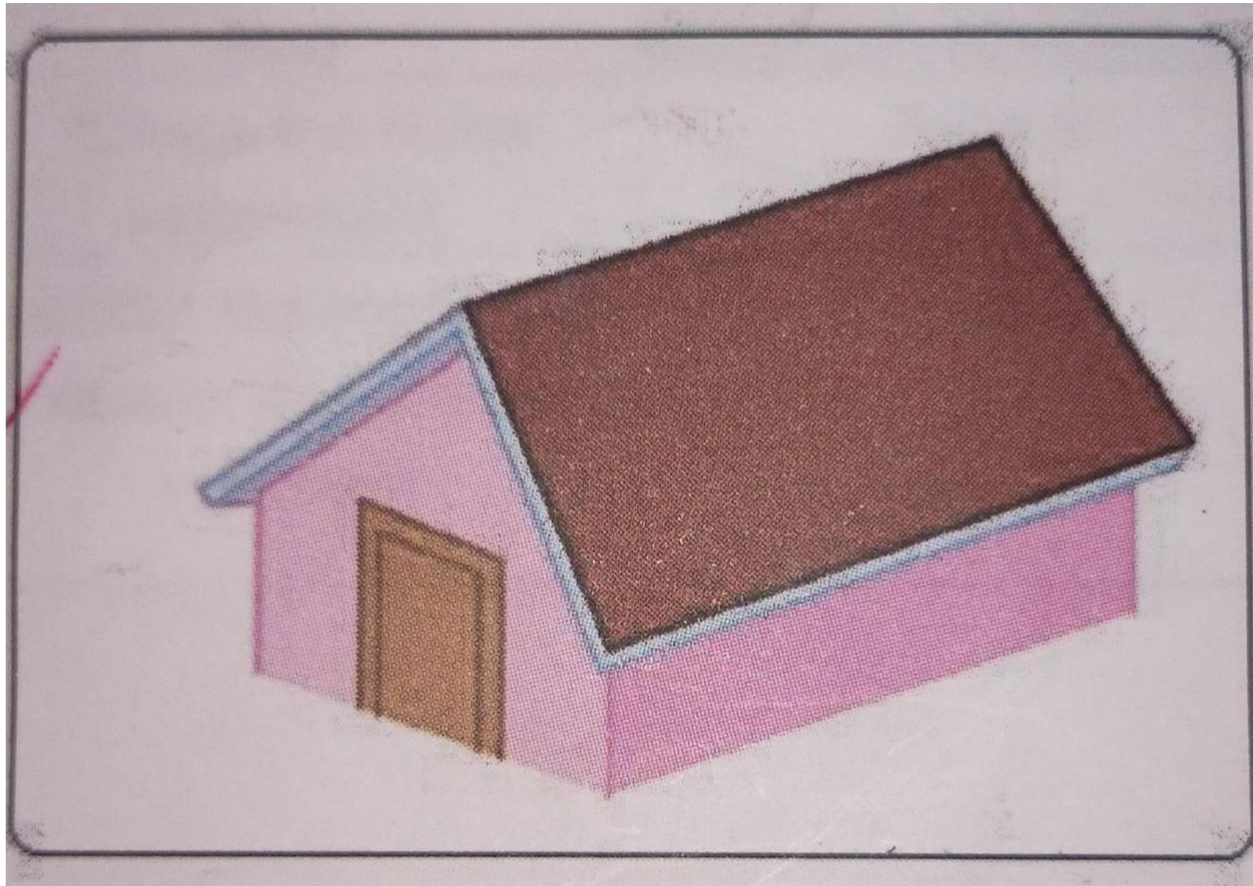
b) My name is Anil. I'm from Assam. It rains heavily here. We build houses that are called stilt houses.

My house is made of wood. It had sloped roofs and is built on strong bamboo poles.

c) My name is Garima. I am from Rajasthan. It is very hot and dry here and it rarely rains. We live in a mud house because walls made of mud keep the house cool. The roof of my house is made of branch bunches of straw.

d) My name is Sohail I am from Kashmir. I love water. I live in a house that floats on a lake. I live in a houseboat.

Q.2 Draw a house of your choice and colour it.



Page no-11

a) Rajesh and Suman went to built a kuccha house.

What materials should they use?

Ans. They will use a straw, mud ,bamboo, stones and wood to build a kuccha house.

b) My Gupta has a joint family. He wants to make a puc

Ans. Mr.Gupta should use sand, cement ,bricks ,glass ,iron and steel and wood to make a pakka house.

c) Help Sugati and her brother select the material that can be used for building their stilt house.

Ans. Sugati and her brother should use bamboo and wood to build a stilt house.

d) The army man have to set up a temporary house or resting place. What type of house should they build ? What material should they use to build their house ?

Ans. Army men set up tents. To set up a tent ,they must use a canvas, small wooden poles pushed deep into the earth and ropes to tie the canvas to the poles.

Q.2 Mason: He lays bricks for building a house.

b) Plumber: He fixes taps and pipes in kitchen and bathroom.

# HARI VIDYA BHAWAN

## CHAPTER – 3 (Addition) MATHEMATICS (Worksheet – 11) Class – 3<sup>rd</sup>

Date: 13-05-2021

### Instructions:

- Please note from now onwards all worksheet should be completed in notebook of respective subjects.
- These worksheets will be considered as your periodic test, marks will be given on completion else you will have to appear for pen paper test once the school reopens.
- Read every topic which will be given in worksheet of the chapter from your course book.
- All the students must purchase course book as it will enable you to understand the chapter.
- Watch the video of Chapter – 3 in the next curriculum app.
- All queries regarding worksheet shall be resolved from 8:00am to 3:00pm.

Q1. Solve these:

- (a) Arzoo has a collection of 677 stamps and her friend Khushboo has a collection of 544 stamps. How many stamps do they have?

Solution: Arzoo's stamps = 677  
Khushboo's stamps = 544  
Total stamps =  $677 + 544 = 1,221$

- (b) There are 2,342 toys in section A and 3,157 toys in section B. how many toys are there in the two sections?

Solution: Toys in Section A = 2,342  
Toys in Section B = 3,157  
Total toys =  $2,342 + 3,157 = 5,499$

- (c) Seema's school library has 267 books on Mathematics, 398 books on Science and 864 books on English. How many books are there in the library?

Solution: Mathematics books = 267  
Science books = 398



English books = 864

Total books = 267 + 398 + 864 = 1,529

Q2. Write the missing digit:

$$(a) \begin{array}{r} 1 \quad \underline{1} \quad 5 \\ + \quad \underline{2} \quad 0 \quad 6 \\ \hline 3 \quad 2 \quad 1 \end{array}$$

$$(b) \begin{array}{r} 9 \quad 8 \quad 2 \\ + \quad 1 \quad \underline{0} \quad 3 \\ \hline \underline{1} \quad \underline{0} \quad 8 \quad \underline{5} \end{array}$$

Q3. Learn the tables from 2 to 15.

# Hari Vidya Bhawan

Subject- English

(Worksheet - 12)

Class- IV

Chapter - 3

**Recycling**

Date : 13.05.2021

## **General Instructions :**

- Please note from now onwards all worksheet should be completed in notebook of respective subjects.
- These worksheets will be considered as your periodic test, marks will be given on completion else you will have to appear for pen paper test once the school reopens.
- Read every topic which will be given in worksheet of the chapter from your course book.
- All the students must purchase course book as it will enable you to understand the chapter.
- Watch the video of Chapter - 3 , Grammar Station in the next curriculum app.
- All queries regarding worksheet shall be resolved from 8:00am to 3:00pm.

## **Grammar station**

### **Topic - Comma**

**Q1. Rewrite each sentences by inserting a comma wherever necessary.**

**(a) Well are we going?**

**Ans. Well, are we going?**

**(b) She is coming isn't she?**

**Ans. She is coming, isn't she?**

**(c) She lives in Noida Delhi.**

Ans. She lives in Noida, Delhi.

(d) Raghu said "Let's play Taboo!"

Ans. Raghu said, "Let's play Taboo!"

(e) We have a cow a pig a horse and a few hens in our barn.

Ans. We have a cow, a pig, a horse and a few hens in our barn.

**Q2. Commas have been incorrectly used in these sentences. Rewrite sentences correctly.**

(a) No you don't need, to do that.

Ans. No, you don't need, to do that.

(b) He, said "Go away!"

Ans. He said, "Go away!"

(c) We, had, fruits, cereals, vegetables and milk.

Ans. We had fruits, cereals, vegetables and milk.

(d) We met him for the first, time on January 27 2005.

Ans. We met him for the first time on January 27, 2005.

(e) Meera, Gayatri and Nandini, are friends.

Ans. Meera, Gayatri and Nandini are friends.

## **Grammar Station**

### **Main, Helping and Linking verbs**

**Q1. Read these sentences. Write L if the underlined verb is linking verb and H if it is a helping verb.**

(a) Geeta is a student of Hyderabad Public School. ( L )

(b) Neha is making tea. ( H )

(c) Prem is helping his mother clean the cupboard now. ( H )

(d) The sun was shining brightly in the east. ( H )

(e) The children are in the park. ( L )

**Q2. Complete each sentence with correct verb.**

(a) The mare has given birth to a foal.(has/have)

(b) A school of fish is swimming in the river.(is/are)

(c) A pride of lions was seen in the forest.(was/were)

(d) The zoo is going to bring a baby Gorilla.(is/are)

(e) I am new to this jungle.(am/are)

**Q3. Rearrange the verbs and use a correct Linking or helping verb to form complete sentences.**

(a) a/Raghu/boy

**Ans. Raghu is a boy.**

(b) raining/yesterday/it

**Ans. It was raining yesterday.**

(c) completed/paper/Sunny/the

**Ans. Sunny has completed the paper.**

(d) Tinky's/not/uncle/well/today/feeling

**Ans. Tinky's uncle is not feeling well today.**

(e) my/best/you/friend

**Ans. You are my best friend.**

**Note :**

- **Do this work in neat and clean handwriting.**
- **Do 15 minutes reading daily.**

HARI VIDYA BHAWAN  
CLASS-4  
SUBJECT – MATHEMATICS  
Ch- 3 (GEOMETRY)  
Worksheet – 10



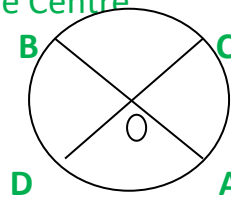
Date: 13-05-2021

**Instructions:**

- Please note from now onwards all worksheet should be completed in notebook of respective subjects.
- These worksheets will be considered as your periodic test, marks will be given on completion else you will have to appear for pen paper test once the school reopens.
- Read every topic which will be given in worksheet of the chapter from your course book.
- All the students must purchase course book as it will enable you to understand the chapter.
- Watch the video of Chapter – 3 in the next curriculum app.
- All queries regarding worksheet shall be resolved from 8:00am to 3:00pm.

## ***CIRCLE***

- **A Circle** is a curved figure. All the points on the boundary of a circle are at an equal distance from a fixed point called the Centre of the circle.
- **Centre** : It is a point in the circle from which all the points on the boundary of the circle are at an equal distance. Here, point O represents the Centre of the circle. A circle has only one Centre



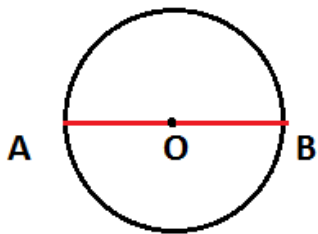
- **Circumference**: The length of the boundary of a circle is called its circumference.

- **Radius:** It is the distance between the Centre of a circle and any points on its boundary. In the figure, line segments OA, OB, OC and OD are the radii of the circle. The radius is half the length of the diameter.
- **Diameter:** It is the longest line segment passing through the Centre and joining any two points on a circle. Here, line segments AB and CD are the diameter of the circle. A diameter is twice the radius.

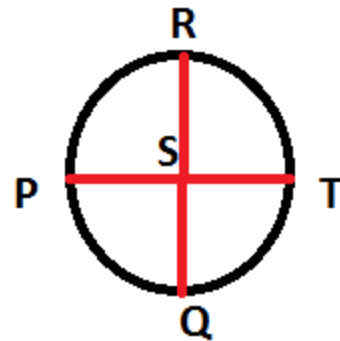
Q1) Write True or False:-

- a) A circle has more than one Centre. **False**
- b) The radius of circle is shorter than a diameter of the circle. **True**
- c) The radii of a circle have different lengths. **False**

Q2) Name the radii, diameter and Centre of the given circle:-

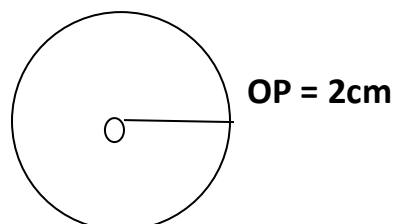
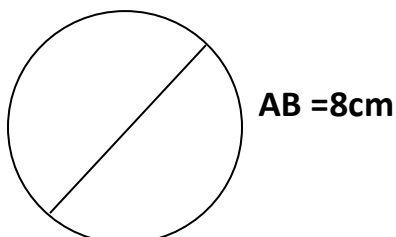


Centre= O  
 Radius= OA and OB  
 Diameter= AB



Centre= S  
 Radius= SP, ST, SQ and SR  
 Diameter= RQ and PT

Q3) What is the diameter and radius of the given circle.



**Radius = 4 cm**

**Radius= 2 cm**

**Diameter = 8 cm**

**Diameter= 4cm**

**Q4) The distance from the Centre of a circular swimming pool to any point on its boundary is 15 m. What is the diameter of the pool?**

**Solution:- Diameter is twice the radius.**

$$\text{Diameter} = 2 \times 15 = 30 \text{ m}$$

**Q5) The diameter of the wheel of a bicycle is 120 cm. What is the radius of the wheel in millimeter?**

**Solution:- Radius is half length of the diameter.**

$$\text{Radius} = 120 \text{ cm} \div 2 = 60 \text{ cm}$$

$$\text{So, } 1 \text{ cm} = 10 \text{ mm}$$

$$60 \text{ cm} = 60 \times 10 = 600 \text{ mm}$$

**# NOTE :- Do practice all the question from ex- 3.3 from next curriculum app.**

# **HARI VIDYA BHAWAN**

**WORKSHEET-5**

**CLASS-5**

**SUBJECT- COMPUTER**

**CHAPTER- 3**

**DATE- 13/05/21**

## **INSTRUCTIONS:**

- **Please note from now onwards all worksheets should be completed in notebook of respective subjects.**
- **These worksheets will be considered as your periodic test mark will be given on computation else you will have to appear for pen paper test once the school reopen.**
- **Read every topic which will be given in worksheet of the chapter from course book.**
- **All student must purchase course book as it will enable you to understand the chapter.**
- **All queries regarding worksheets shall be resolved from 8:00 am to 1:30pm.**



### C. FILL IN THE BLANKS:

1. A computer represents files and folders with  
An **icon**.
2. A folder inside another folder is called  
**Subfolder**.
3. File explorer is divided into **left** and **right**  
panes.
4. you can press **CTRL + A** keys to select all the  
files of a border.
5. **Renaming** a file can help you in locating the  
file in future.

### D. DIFFERENTIATE BETWEEN THE FOLLOWING.

1. **FILE-** The work done on a computer is stored  
in the form of a file.

**FOLDER-** Group of files saved together under  
a common name is called a folder.

**2. COPYING FILE-** When we copy a file, the file will remain in its original location and also appear in the new location.

**MOVING FILE-** When we move a file, the file will get removed from its original location and appear only in the new location.

हरि विद्या भवन

कक्षा - 5

कार्यपत्र10

विषय- हिंदी(पुस्तक बी)

पाठ- 3

दिनांक - 13/5/21

**कार्यपत्रक के निर्देश :-**

- 1.अब से सभी संबंधित विषयों की वर्कशीट notebook में पूरा किया जाना अनिवार्य है।
- 2.यह वर्कशीट आपके periodic test के रूप में मानी जाएगी, इसके पूरा होने पर ही आपको अंक दिए जाएंगे अन्यथा स्कूल खुलने पर आपको पेन पेपर टेस्ट देना होगा।
3. हर विषय को पढ़ें जो आपके पाठ्यक्रम की पुस्तक के अध्याय की वर्कशीट में दिया जाएगा।
- 4.सभी छात्रों को पाठ्यक्रम की पुस्तक खरीदनी चाहिए क्योंकि यह आपको अध्याय को समझने में सक्षम होगी।
- 5.Next curriculum एप्लिकेशन का वीडियो देखें।
6. वर्कशीट से संबंधित सभी प्रश्नों को सुबह 8:00 बजे से अपराह्न 3:00 बजे तक ह

### 3.4 व्याकरण-अभ्यास

दिनांक

1. निम्न वाक्यों में प्रयुक्त कारकों को रेखांकित करें और उनके सही भेद का नाम लिखें।

(क) चित्रकार ब्रश से रंग भरता है।

करण कारक

(ख) सूरज पूरब से निकलता है।

अपादान कारक

(ग) डाल पर चिड़िया बैठी है।

अधिकरण कारक

(घ) मेरे घर के सामने पार्क है।

संबन्ध कारक

(ङ) सोहन ने पत्र लिखा।

कर्ता कारक

2. खाली स्थान में सही कारक लिखें।

(क) गंगा हिमालय से निकलती है।

(ख) अरे! सुनो।

(ग) पापा ट्रेन से दिल्ली गए।

(घ) मम्मी रीमा के लिए गुड़िया लाई।

(ङ) यह राहुल का घर है।