

HARI VIDYA BHAWAN

CLASS :- 1

SUBJECT :- ENGLISH

TOPIC :- GRAMMAR

DATE :- 11/12 /20. DAY :- FRIDAY

Instructions :-

- 1. Please note from now onwards all worksheet should be completed in notebook of respective subject.**
- 2. These worksheet will be considered as your periodic test, mark will be given on completion else you will have to appear for pen paper test once the school reopens.**
- 3. Read every topic which will be given in worksheet of the chapter from your course book.**
- 4. All the students must purchase course books as it will enable you to understand the chapter.**
- 5. All queries regarding worksheet shall be resolved from 8:00 am to 3:00 pm.**
- 6. Watch the video of chapter 10 giving in next curriculum.**

Q 1 :- Fill in the blanks with adjectives that are opposite in meanings to the adjectives that are coloured.

1. The mouse is **small** but the elephant is
2. Mr. Roy is **strong** but Mrs. Roy is
3. Reena is **short** but Tina is
4. These sums are **easy** but those ones are
5. The butterfly is **beautiful** but the cockroach is
6. Sita is **thin** but Simran is
7. Hair is **black** but the tooth is
8. Tea is **hot** but juice is

Q 2 :- Complete the following sentences by choosing the correct describing words.

1. The (peacock)  is (beautiful/ugly)
2. A (balloon)  is (heavy/light)
3. The (hare)  is (slow /swift)
4. The (tortoise)  is (swift/slow)
5. The (moon)  is (hot/cold)
6. The (lemon)  is (sour/sweet)
7. An (ass)  is (clever/foolish)
8. The (lion)  is (strong/weak)

Q 3 :- Fill in the blanks with is, am or are.

1. We _____ watching television.
2. Rohit _____ a strong boy.
3. It _____ eight o'clock now.
4. She _____ a taxi driver.
5. Cats and dogs _____ pet animals.
6. You _____ late again.
7. My brother _____ a waiter.
8. We _____ good children.
9. My brother and I _____ in the same class.
10. Tom and Jerry _____ cartoon characters.

Q 4 :- Look at the picture. Write five sentences describing it.



1. The sun is shining in the sky.

- 2. The House has three windows.**
- 3. It has a big door.**
- 4. There is a chimney on the top.**
- 5. There are many trees.**

HARI VIDYA BHAWAN

CLASS-II

SUBJECT- ENGLISH

Ch-11 (Storytellers)

DATE-11-12-2020

INSTRUCTIONS OF WORKSHEET:

- Please note from now onwards all worksheet should be completed in notebook of respective subjects.
- These worksheet will be considered as your periodic test, marks will given on completion else you will have to appear for pen paper test once the school reopens.
- Read every topic which will given in your worksheet of the chapter form your course book.
- All students must purchase course books as it will enable you to understand the chapter.
- All queries regarding worksheet shall be resolved from 8:00am to 3:00 pm.

Q-1. Difficult words-

- **Ancient** – very old
- **Glory** – honour
- **Terracotta** – reddish- brown day
- **Leather** – a material made from the skin of animals
- **Perform** – to do something in front of an audience
- **Costume** – the clothes
- **Opportunity** – chance

Q-2. Read these sentences. Write T for true or F for false.

- a) Rod puppets are figures cut out from leather. **False**
- b) Glove puppets have legs. **False**
- c) String puppets are called kathputli. **True**
- d) Shadow puppets are figures made of wood. **False**

Q-3. Questions and their answers-

a) Why do shadow puppet shows look lively?

Ans- Shadow puppet shows look lively as the puppets of different sizes and shapes stand against light to form shadow and perform a melo-dramatic show.

b) Why don't glove puppets have legs?

Ans- Glove puppets are made up of paper or clothes and do not have legs as they wear long costumes to perform. They use fingers for their movements.

c) Why do you think rod puppets wear costumes? Explain.

Ans- Rod puppets wear costumes to make them look attractive and lively.

Q-4. Copy this table in your notebook.

Puppets	String	Shadow	Glove	Rod
Material	Terracotta	Leather	Paper ,cloth	wood
Movement	String / thread	Standing against light	Finger movement	Stick / rods
State	Rajasthan / Odisha	Odisha , Kerala, Andhra Pradesh, Karnataka, Maharashtra, Tamil, Nadu	Uttar Pradesh, Odisha, West Bengal, Kerala	West Bengal, Odisha

HARI VIDYA BHAWAN
WORKSHEET-2
CHAPTER-12 (CHRISTMAS COOKIES)
CLASS-3
SUBJECT-ENGLISH

DATE: 11/12/2020

INSTRUCTIONS:

- 1.) Please note from now onwards all worksheet should be completed in notebook of respective subjects.
 - 2.) These worksheets will be considered as your periodic test, marks will be given on completion else you will have to appear for pen paper test once the school reopens.
 - 3.) Read every topic which will be given in worksheet of the chapter from your course book.
 - 4.) All the students must purchase course book as it will enable you to understand the chapter.
 - 5.) Watch the video of Chap-12 in the next curriculum app.
 - 6.) All queries regarding worksheet shall be resolved from 8 :00 am to 3:00pm.
-

Q1) Answer the following questions:-

a) What are the ingredients needed for making a cookie?

Ans: - We need sugar, flour, eggs and butter to make cookies.

b) What shapes are the cookies being cut into?

Ans: - The cookies are being cut into diamond, circle and crescent shapes.

c) What is the first step of making a cookie?

Ans: - The first step while making a cookie is mixing the ingredients with a spoon in a mixing bowl.

d) Why are the cookies being made? How did you know?

Ans: - The cookies are being made for Christmas. The poet says that they are about to make Christmas cookies.

e) How is dough different from batter?

Ans: - Batter is a liquid made out of different kinds of flour that is generally mixed, while dough is more solid and needs to be rolled with a rolling pin.

ACTIVITY: - Draw this beautiful Christmas tree and colour it also.

Do this activity on A4 sheet.



HARI VIDYA BHAWAN
WORKSHEET-1
CHAPTER-12 (SYMMETRY AND PATTERNS)
CLASS-3
SUBJECT- MATHS

DATE: -11/12/2020

INSTRUCTIONS: -

- 1.) Please note from now onwards all worksheet should be completed in notebook of respective subjects.**
- 2.) These worksheets will be considered as your periodic test, marks will be given on completion else you will have to appear for pen paper test once the school reopens.**
- 3.) Read every topic which will be given in worksheet of the chapter from your course book.**
- 4.) All the students must purchase course book as it will enable you to understand the chapter.**
- 5.) Watch the video of Chap-12 in the next curriculum app.**
- 6.) All queries regarding worksheet shall be resolved from 8 :00 am to 3:00pm.**

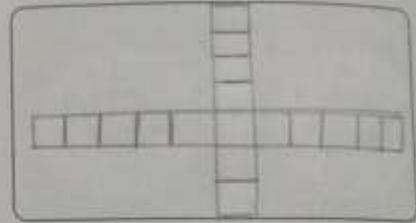
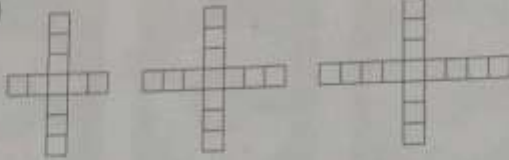
DO EX-12.1 Q1, Q2 AND Q3 IN BOOK PAGE NO-78 AND 79



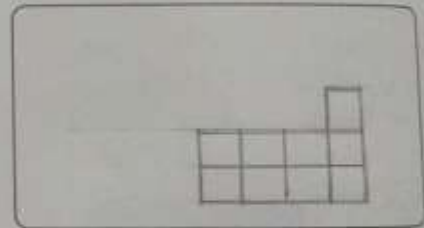

Let Us Try - 12.1

1. Observe each pattern and extend it by drawing the next figure in the given box.

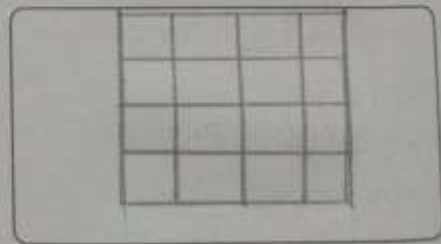
(a)

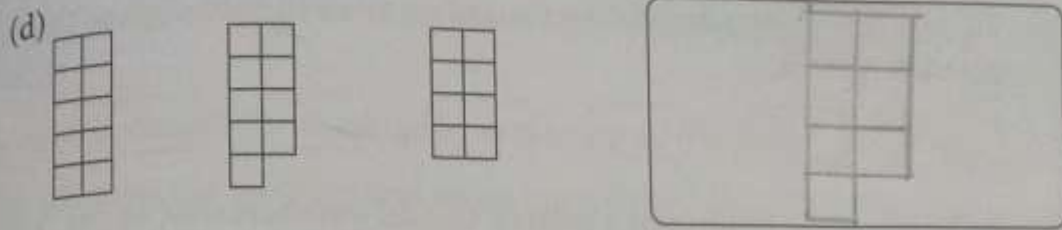


(b)



(c)





2. Identify the rule for each pattern. Select the correct option to extend the pattern.

	Pattern	Option
(a)		<div style="display: flex; justify-content: space-around;"> <div style="text-align: center;"> <input checked="" type="checkbox"/> i) </div> <div style="text-align: center;"> ii) </div> </div> <div style="display: flex; justify-content: space-around; margin-top: 10px;"> <div style="text-align: center;"> iii) </div> <div style="text-align: center;"> iv) </div> </div>

(b) 11, 21, 41, 71

i) 91 ii) 101 iii) 111 iv) 81

(c)

i) ii) iii) iv)

3. Identify each pattern and write the next four numbers.

(a) 2, 1, 4, 3, 6, 5, 8 7 10 9

(b) 1, 2, 4, 7, 11, 16 22 29 37

(c) 2, 4, 6, 8, 10, 12, 14, 16 18 20 22

(d) QRSTU, PQRST, OPQRS, NOPQR, MNOPQ LMNOP KLMNO JKLMN

DO EX-12.2 Q1,Q2 AND Q3 IN BOOK PAGE NO-82 AND 83



Let Us Try - 12.2

1. Identify the rule in each pattern and write the missing units in the blanks.

(a) J10, K11, L12, M13, N14, O15, P16, Q17, R18

(b) ZY2625, XW2423, VU2221, TS2019, RQ1817, PO1615, NM1413

(c) Aa1, Bb2, Cc3, Dd4, Ee5, Ff6, Gg7, Hh8

(d) AAZ, BBY, CCX, DDW, EEV, FFU, GgT

(e) A10, B20, C30 D40, E50 F60, G70

82

Next Maths

2. Find the secret message hidden in these patterns.

(a) 2I2T2 2I2S2 2F2U2N2 2T2O2 2R2E2A2D2 2A2 2B2O2O2K2

IT IS FUN TO READ A BOOK

(b) 66L66E66T66 66U66S66 66P66L66A66Y66

LET US PLAY

(c) 4S4A4V4E4 4T4H4E4 4T4R4E4E4S4

SAVE THE TREE

3. Write a secret message using the number 4 for letter 'a' and 5 for letter 'b'.

(a) I AM GOING TOMORROW

4I4A4M 4G4O4I4N4G 4T4O4M4O4R4R4O4W4

(b) MEET ME AT THE STATION

5M5E5E5T 5M5E5A5T5T 5H5E5S5T 5A5T5I5O
5N5

HARI VIDYA BHAWAN

Subject – English (Worksheet – 3)

Class - IV

Chapter – 10

A Tragic Story

Date : 11.12.2020

General Instructions :-

1. Please note from now onwards all worksheet should be completed in notebook of respective subjects.
2. These worksheet will be considered as your periodic test, marks will be given on completion else you will have to appear for pen paper test once the school reopens.
3. Read every topic which will be given in worksheet of the chapter from your course book.
4. All the students must purchase course book as it will enable you to understand the chapter.
5. Watch the video of chapter - 10 in next curriculum app.
6. All queries regarding worksheet shall be resolved from 8:00 am to 3:00pm.

Grammar Junction

Preposition

Q1. Circle the most appropriate option to complete these sentences.

- (a) I go **to**/towards school.
- (b) My friend sits **beside**/over me for lunch.
- (c) Aamir fell asleep **during**/at the presentation.
- (d) **On**/At 14th November **at**/on eight o'clock, the marathon will start **from**/to the stadium.
- (e) My birthday is **on**/at 6th June.
- (f) Mamta's phone fell **in**/at the river.

Q2. Look at this picture. Fill in the blanks with suitable prepositions from the box.

on in at for under beside
to from toward above below

(a) In the picture, mother, father, Gita and Amol are having breakfast.

(b) Mother is sitting beside Gita and father is sitting beside Anmol.



(c) There is a clock on the wall and a few bottles on the shelf.

(d) They have their breakfast at 8 o'clock at in the morning.

(e) Gita is passing the butter to father.

(f) Rocky is sitting under the table.

Grammar Station

Preposition of Time, Place and Direction

Q1. Underline and write the type of preposition used.

(a) Brijesh went to the library. - Preposition of direction

(b) He was born on July 25, 1985. - Preposition of time

(c) The clock is beside the bed. - Preposition of place

(d) Nitesh ran towards the house. - Preposition of direction

(e) We finished our homework before sunset. - Preposition of time

Q2. Fill in the blanks with the correct preposition from the brackets.

- (a) The students gathered in (in/at/on) the examination hall.
- (b) We brought the cake and went to (to/through/at) Ansh's room to celebrate his birthday.
- (c) The city of Dresden lies on (in/on/at) the bank of river Elbe.
- (d) To go to (to/at/in) the other side, you have to crawl through (towards/to/through) the bushes.
- (e) Radha comes from (on/from/in) the other side of the city.

Q3. Fill in the blanks with a suitable prepositions of place, time or direction.

This is my daughter, Annie. I have her picture on the wall.
I look at it every day. The picture was taken in
the park. She is sitting on a bench, looking at the
sky. Behind her, a boy is running towards his mother. Man coming
out of a tunnel on a horse.

Note:

- Do Q3 of Grammar Junction in your homework.
- Do one page reading and writing daily.

HARI VIDYA BHAWAN

Subject – English (Worksheet – 3)

Class - V

Chapter – 10

The Coming of Spring

Date : 11.12.2020

General Instructions :-

1. Please note from now onwards all worksheet should be completed in notebook of respective subjects.
2. These worksheet will be considered as your periodic test, marks will be given on completion else you will have to appear for pen paper test once the school reopens.
3. Read every topic which will be given in worksheet of the chapter from your course book.
4. All the students must purchase course book as it will enable you to understand the chapter.
5. Watch the video of chapter - 10 in next curriculum app.
6. All queries regarding worksheet shall be resolved from 8:00 am to 3:00pm.

Grammar Station

The infinitive

Q1. Underline the infinitives.

- (a) He asked me to bring him a glass of water.
- (b) Martha said she would like to go to the museum.
- (c) The king decided to punish the corrupt courtier by sending him to prison.
- (d) We are going to the market to buy flowers.
- (e) He needs more time to build the tree house.

Q2. Fill in the blanks with appropriate infinitives.

- (a) Sanjana wants to listen to rock music.
- (b) One need not stand in a long queue to buy a train ticket.
- (c) Mr. Sharma has decided to collect some money from the bank.
- (d) Jai stopped his bike to say hello to his teacher.
- (e) I had to walk a mile to reach your house.
- (f) Did you teach your sister how to build this structure with block?
- (g) To bake a cake, you first need the right ingredients.
- (h) Rama likes to decorate her room with flowers.
- (i) The teacher decided to make Sid the monitor of class 5 A.
- (j) Afzal wants to apply for a better job.

Note:

- Do one page reading and writing daily.
- Do this work in neat and clean handwriting.