

हरि विद्या भवन

वर्कशीट - 1

विषय - हिंदी

कक्षा - नर्सरी

पाठ - 1 ( स्वर )

तिथि - 9 अप्रैल 21 / दिन - शुक्रवार

निर्देश: -

· कृपया अब से ध्यान दें कि संबंधित विषय की notebook में सभी वर्कशीट पूरी होनी चाहिए।

· ये वर्कशीट आपके आवधिक परीक्षण के रूप में मानी जाएगी, मार्क पूरा होने पर दिया जाएगा और आपको पेन पेपर टेस्ट के लिए उपस्थित होना होगा जो स्कूल में फिर से खुलता है।

· अपने पाठ्यक्रम की पुस्तक से अध्याय के कार्यपत्रक में दिए गए प्रत्येक विषय को पढ़ें।

· सभी छात्रों को पाठ्यक्रम की किताबें खरीदनी चाहिए क्योंकि यह आपको अध्याय को समझने में सक्षम करेगा।

· कार्यपत्रक से संबंधित सभी प्रश्नों को सुबह 8:00 बजे से दोपहर 1:30 बजे तक हल किया जाएगा।

आओ मिलकर गएँ




# आओ लिखना सीखें

बिंदु मिलाएँ



रेखा खींचें



हरि विद्या भवन

वर्कशीट - 1

विषय - हिंदी

कक्षा - K.G.

पाठ - 1 ( स्वर )

तिथि - 9 अप्रैल 21 / दिन - शुक्रवार

निर्देश: -

· कृपया अब से ध्यान दें कि संबंधित विषय की notebook में सभी वर्कशीट पूरी होनी चाहिए।

· ये वर्कशीट आपके आवधिक परीक्षण के रूप में मानी जाएगी, मार्क पूरा होने पर दिया जाएगा और आपको पेन पेपर टेस्ट के लिए उपस्थित होना होगा जो स्कूल में फिर से खुलता है।

· अपने पाठ्यक्रम की पुस्तक से अध्याय के कार्यपत्रक में दिए गए प्रत्येक विषय को पढ़ें।

· सभी छात्रों को पाठ्यक्रम की किताबें खरीदनी चाहिए क्योंकि यह आपको अध्याय को समझने में सक्षम करेगा।

· कार्यपत्रक से संबंधित सभी प्रश्नों को सुबह 8:00 बजे से दोपहर 1:30 बजे तक हल किया जाएगा।

## आओ मिलकर गाँ

नोट - इस कविता को गाँ तथा अपनी video बनाकर क्लास ग्रुप में भेजें।



प्रश्न 1 :- स्वर 'अ' से 'अः' तक लिखें।

प्रश्न 2 :- व्यंजन 'क' और 'ख' का लिखकर अभ्यास करें।

चित्र पहचानें और रंग भरें। बिंदुओं को मिलाए और वर्ण में रंग भरें।

'क' का लिखकर अभ्यास करें।

क क क क क क

क क क क क क

10

चित्र पहचानें और रंग भरें। बिंदुओं को मिलाए और वर्ण में रंग भरें।

'ख' का लिखकर अभ्यास करें।

ख ख ख ख ख ख

ख ख ख ख ख ख

12

# HARI VIDYA BHAWAN

**CLASS – 1**

**SUBJECT – EVS**

**WORKSHEET – 2**

**CHAPTER – 1**

Do this work in your BOOK and NOTEBOOK.

Date – 09/04/2021

## # Instructions:-

- \* Please note from now onwards all worksheet should be completed in Notebook of respective subjects.
- \* These worksheet will be considered as your periodic test, marks will be given on computation else you will have to appear for pen paper test ones the school reopen.
- \* Read every topic which will be given in worksheet of the chapter from your course book.
- \* All students must purchase course book as it will enable you to understand the chapter.

\* All queries regarding worksheet shall be resolved from 8:00 a.m. to 1:30 p.m.

\* Watch the video of chapter – 1 given in the Next Curriculum App.

---

## **MY BODY**

**Q1 . Write two sentences about trunk.**

**Ans. The part just below the neck is called the trunk.**

**Chest and abdomen are two main parts of our trunk.**

**Q2. List some activities that can be done with the help of your legs.**

**Ans. By using our legs we can –  
Jump , walk, run and dance.**



**Q3. Classify the following in your Notebook according to the part of the body they belong to – HEAD , TRUNK or LIMBS .**

**EYES CHEST FEET HAND ABDOMEN TEETH  
NOSE FOREHEAD KNEE HAIR TONGUE  
ELBOW**

**Ans- Head**

**Eyes**

**Teeth**

**Nose**

**Forehead**

**Hair**

**Tongue**

**Trunk**

**Abdomen**

**Chest**

**Limbs**

**Feet**

**Knee**

**Elbow**

**Q4. Name five sense organs .**

**Ans. Eyes , Ears , Nose, Tongue , Skin**

# HARI VIDYA BHAWAN

**CLASS – 1**

**SUBJECT – MATHS**

**WORKSHEET – 2**

**CHAPTER – 1**

**Do this work in your BOOK and NOTEBOOK.**

**Date – 09/04/2021**

**# Instructions:-**

- \* Please note from now onwards all worksheet should be completed in Notebook of respective subjects.
- \* These worksheet will be considered as your periodic test, marks will be given on computation else you will have to appear for pen paper test ones the school reopen.
- \* Read every topic which will be given in worksheet of the chapter from your course book.
- \* All students must purchase course book as it will enable you to understand the chapter.
- \* All queries regarding worksheet shall be resolved from 8:00 a.m. to 1:30 p.m.

\* Watch the video of chapter – 1 given in the Next Curriculum App.

---

**Q1- Fill in the blanks –**

**1. A ball has a curve surface.**

**2. A dice has a flat surface.**

**3. Objects like a book , a box and a brick slide because they have flat faces.**

**4. Objects like a ball and a lemon roll because they have a curve face.**

**4. A Triangle has three corners**

5. A circle has zero corners.

6. A Square and rectangle has four corners.

Q2 – Tick the correct option :

(A) A cuboid has flat faces .So , it –

Rolls

Slide✓


(B) A sphere has curved face. So it-


Rolls✓

Slide

Q3 - Tick the correct answer -

Curve ( ✓ ) / straight ( )





**Curve ( ) straight (✓)**

**HARI VIDYA BHAWAN**

**CLASS :-2nd**

**SUBJECT :-English**

**TOPIC :- Emily makes friends **

**WORKSHEET - 2**

**Date :- 9<sup>th</sup> April 21 / Day :-FRIDAY**

**Instructions :-**

- Please note from now onwards all worksheet should be completed in notebook of respective subject.
- These worksheet will be considered as your period test, mark will be given on completion else you will have to appear for pen paper test ones the school reopens.
- Read every topic which will be given in worksheet of the chapter from your course book.
- All the students must purchase course books as it will enable you to understand the chapter.

**All queries regarding worksheet shall be resolved from 8:00 am to 1:30**

**Q1-Use the letters given below each grid to build different words.**

**Q2-Look at these pictures. Complete the word ladder with the help of the pictures.**

(a) 

		I	L	L
	T	I	L	L
S	T	I	L	L

**LITLS**

(b) 

		-	I	N	
			P	I	N
	S	P	I	N	

**ISPN**

(c) 

S	R	A	I	N	
T	R	A	I	N	
S	P	R	A	I	N

**TASRIN**

(d) 

		A	L	L
	M	A	L	L
S	M	A	L	L

**LMASL**

(e) 

		A	M
	R	A	M
T	R	A	M

**ARMT**

(f) 

		A	T
	H	A	T
T	H	A	T

**ATHT**



Q3

C O T  
C A T  
C A P  
T A P  
T O P  
P O P  
P O T  
D O T  
D O G  
L O G

Images on the left: cot, red cap, spinning top, red vase, beagle dog.

Images on the right: kitten, golden tap, green balloon, black dot, log.

Look at the picture given below. Match the naming part to the correct telling part and write the sentences in the space provided.



(a) The man

is near the slide.

(b) The street lamp

is sitting on the bench.

(b) The dog

is red in colour.

(d) The leash

is licking the man's hand.

**HARI VIDYA BHAWAN**

**CLASS :-2nd**

**SUBJECT :-Maths**

**TOPIC :- Shapes ,lines and shadow**

**WORKSHEET - 2**

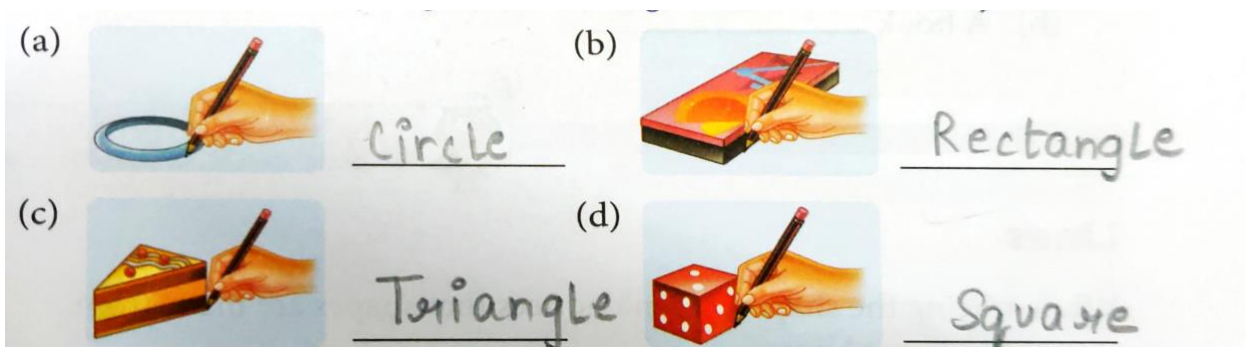
**Date :- 9<sup>th</sup> April 21 / Day :-Friday**

**Instructions :-**





- Please note from now onwards all worksheet should be completed in notebook of respective subject.
- These worksheet will be considered as your periodic test, mark will be given on completion else you will have to appear for pen paper test ones the school reopens.
- Read every topic which will be given in worksheet of the chapter from your course book.
- All the students must purchase course books as it will enable you to understand the chapter.

**All queries regarding worksheet shall be resolved from 8:00 am to 1:30**

**Q-1 Name the shapes that you get after tracing the faces of these objects.**



**Q-2 Look at these pictures. Name the shapes and the number of sides and corners each has.**

Object				
Name of the shape	Rectangle	Circle	Square	Triangle
Number of sides	4	0	4	3
Number of corners	4	0	4	3

**Q-3 Write the number of diagonals of the shape obtained by tracing.**

(a) A chessboard \_\_\_\_\_ 4

(b) A book \_\_\_\_\_ 4

Next curriculum app

# HARI VIDYA BHAWAN

CLASS – 3

SUBJECT – General Knowledge

WORKSHEET – 1

Unit – 1 The Asiatic Nations India

## CHAPTER – 1 South of India

- **Do this work in your Book and NOTEBOOK.**

Date – 09/04/2021

### # Instructions:-

- \* Please note from now onwards all worksheet should be completed in Notebook of respective subjects.
- \* These worksheet will be considered as your periodic test, marks will be given on computation else you will have to appear for pen paper test ones the school reopen.
- \* Read every topic which will be given in worksheet of the chapter from your course book.
- \* All students must purchase course book as it will enable you to understand the chapter.
- \* All queries regarding worksheet shall be resolved from 8:00 a.m. to 1:30 p.m.
- \* Page No - 06

# 1. South of India

Namaste, friends! My name is Jaya. I am from the southern part of India, which is one of the most colourful parts of India. India is known for its unity in diversity in its languages, food habits, cultures and so on. Let's roll.



Now let's check if you know about the capitals of some of the other southern states of India.

Look at the map. You can see the names of various states on it. Can you name the capitals of each of these states? Use the Help Box as your guide.



### Help Box



- a. Chennai
- c. Thiruvananthapuram

- b. Hyderabad
- d. Bengaluru

HARI VIDYA BHAWAN

CHAPTER – 1 (Shapes)  
MATHEMATICS (Worksheet– 2)  
Class – 3<sup>rd</sup>

Date: 9-4-2021


**INSTRUCTION:**

- Please note from now onwards all worksheet should be completed in notebook of respective subjects.
- These worksheets will be considered as your periodic test, marks will be given on completion else you will have to appear for pen paper test once the school reopens.
- Read every topic which will be given in worksheet of the chapter from your course book.
- All the students must purchase course book as it will enable you to understand the chapter.
- Watch the video of Chapter – 1 in the next curriculum app.
- All queries regarding worksheet shall be resolved from 8:00am to 3:00pm.

Q1. Complete the table by writing the missing numbers and shapes.

Object	Shape	Number of faces	Number of edges	Number of vertices
Geometry box	Cuboid	6	12	8
Ball	Sphere	1(curved)	0	0
Cylindrical tin	Cylinder	3(2flat and 1 curved)	2	0
Conical cap	Cone	2 (1flat and 1 curved)	1(curved)	1

Q2. Circle the solid object that has no edges:



Q3. Circle the solid objects that have curved edges:



**NOTE: Stay home, stay safe.**



**Hari Vidya Bhawan**

**CLASS-4**

**Sub EVS**

**Chapter -01 (Our Organ System))**

**Date – 09/04/21**

**Work sheet-2**

**# Instructions:-**

**\* Please note from now onwards all worksheet should be completed in Notebook of respective subjects.**

**\* These worksheet will be considered as your periodic test,**

**marks will be given on computation else you will have to appear for pen paper test ones the school reopen.**

**\* Read every topic which will be given in worksheet of the**

**chapter from your course book.**

**\* All students must purchase course book as it will enable you**

**to understand the chapter.**

\* All queries regarding worksheet shall be resolved from 8 a.m.

to 3pm.

\* Watch the video of ch-1 from next curriculum app.

**Page no-06**

**Q.1.** Daisy just had lunch. Which system will now work in her body to digest the food ? Write the names of the different organs of this system.

**Ans.** Digestive system in Daisy's body will start working to digest the food she ate. The digestive system consists of mouth , food pipe, stomach and intestines.

**Q.2** press your hand on the left side of your chest. Can you feel the thumping of the heart? Now, jump 15 times and then press your hand again on the left side of your chest. Is the speed of the heart beat the same?Why?

**Ans .** Yes, I can feel the thumping of my heart when I keep my hand on the left side of the chest. No, the speed

of the heart beat is not the same. Our heart normally beats faster to supply blood to our muscles when we jump or exercise. The more intense is the exercise ,the faster is our heartbeat.

**Page no-07**

3. Write T for true or F for false.

(a) The skull, ribcage and backbone are parts of the muscular system.

F

(b) There are two types of blood vessels - arteries and veins.

T

(c) The process of inhalation and exhalation is known as respiration.

T

(d) The digestive system consists of the mouth, windpipe, stomach and intestines.

F

Let Us Recap

... systems that work

# HARI VIDYA BHAWAN

Subject – G.K ( Worksheet – 1)

Class - IV

Unit - 1

**The Asiatic Nations**

**India**

**Date : 9/04/2021**

## **General Instructions :**

- Please note from now onwards all worksheet should be completed in notebook of respective subjects.
- Do this work in your Gk book.
- These worksheets will be considered as your periodic test, marks will be given on completion else you will have to appear for pen paper test once the school reopens.
- Read every topic which will be given in worksheet of the chapter from your course book.
- All the students must purchase course book as it will enable you to understand the chapter.
- All queries regarding worksheet shall be resolved from 8:00am to 3:00pm

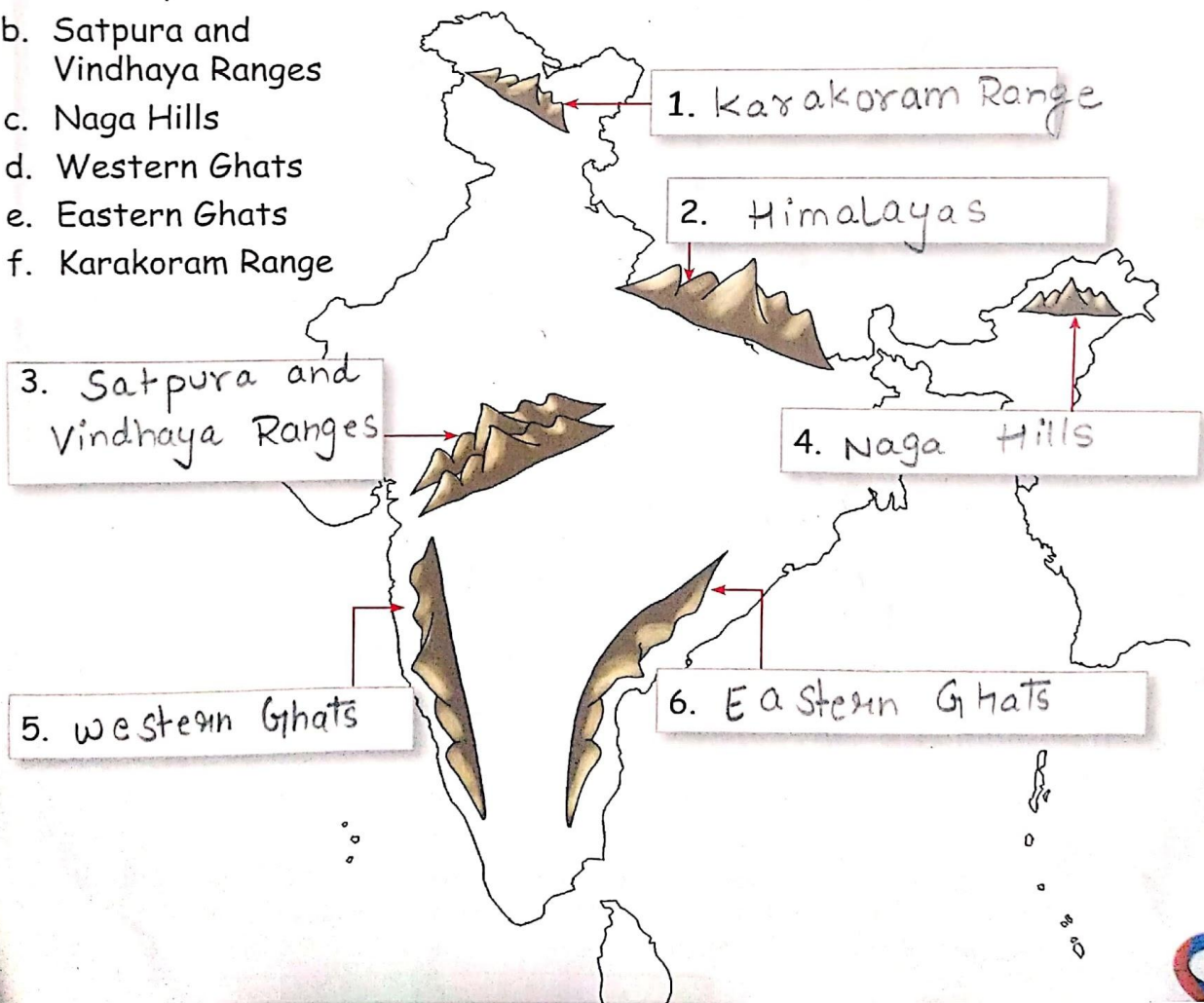
# 1. Mountain Ranges of India

Hello, friends! I went to Himachal Pradesh for summer vacations. Snow-capped mountains, dense forests and steep valleys make it an ideal place for nature lovers like me. Do you know the names of the major mountain ranges of India? Here they are.



Label these mountain ranges on the map of India.

- a. Himalayas
- b. Satpura and Vindhaya Ranges
- c. Naga Hills
- d. Western Ghats
- e. Eastern Ghats
- f. Karakoram Range



## 2. States and Capitals

Which state do you belong to? What is its capital?



Write the names of the capitals of these states of India.

- |                      |                                  |
|----------------------|----------------------------------|
| 1. Kerala            | Thiruvananthapuram               |
| 2. Goa               | Panaji                           |
| 3. Gujarat           | Gandhinagar                      |
| 4. Haryana           | <del>Chandigarh</del> Chandigarh |
| 5. Manipur           | Imphal                           |
| 6. Karnataka         | Bengaluru                        |
| 7. Uttar Pradesh     | Lucknow                          |
| 8. Maharashtra       | Mumbai                           |
| 9. Madhya Pradesh    | Bhopal                           |
| 10. West Bengal      | Kolkata                          |
| 11. Himachal Pradesh | Shimla                           |
| 12. Uttarakhand      | Dehradun                         |

Did You Know?



The seven Northeastern states are also known as the Seven Sister States. They are Arunachal Pradesh, Assam, Manipur, Meghalaya, Mizoram, Nagaland and Tripura.



### 3. Our Heroes


India has been an independent nation only since 1947. Before independence, India was under the colonial rule of British Raj for nearly 200 years. Through the courage of many great heroes, we were able to gain independence.



Read the descriptions below and write the names of these famous Indian freedom fighters.

1. He was a soldier in the army of British East India Company. He revolted against the greased cartridges being used by the British forces and started the Revolt of 1857.

Mangal Pandey




2. Often remembered as 'Shaheed', he protested against the British rule and fought for national independence. He was sentenced to death at the age of 23, along with Rajguru and Sukhdev.

Bhagat Singh



3. Also known as the Father of the Nation, he believed in achieving independence through non-violence. He led movements and campaigns like Dandi March, Quit India Movement and Satyagraha.

Mahatma Gandhi



4. 'Khoob ladi mardani wo to Jhansi wali Rani thi.' Rightly said, she fought the British army to save her reign over the princely state of Jhansi.

Sahajanand Prasad Rani Lakshmi Bai



5. One of the leaders of the Indian National Congress during the struggle for independence, he took part in Satyagraha, Civil Disobedience Movement and Quit India Movement.


Sardar Vallabhbhai Patel



## 4. Famous Authors


Identify these famous authors and write their names. Then match them to their books.

1



Salman Rushdie

a. The Discovery of India




2



Arundhati Roy

b. Midnight's Children



3



A.P.J. Abdul Kalam

c. The God of Small Things



4



Jawaharlal Nehru

d. Wings of Fire




5



Amitav Ghosh

e. The Shadow Lines





# Hari Vidya Bhawan

( Worksheet - 2)

Subject- English

Class- V

Chapter - 1

**Louisa's Story**

Date : 9.04.2021

## General Instructions :

- Please note from now onwards all worksheet should be completed in notebook of respective subjects.
- These worksheets will be considered as your periodic test, marks will be given on completion else you will have to appear for pen paper test once the school reopens.
- Read every topic which will be given in worksheet of the chapter from your course book.
- All the students must purchase course book as it will enable you to understand the chapter.
- Watch the video of Chapter - 1 in the next curriculum app.
- All queries regarding worksheet shall be resolved from 8:00am to 3:00pm.

## Vocabulary Junction

( Topic - Word combination)

Q1. Read the sentences and underline the words that go together to make a particular meaning.

- (a) The teacher asked us not to make mistakes.
- (b) Mother asked me to do the dishes.
- (c) I have made up my mind about joining this college.
- (d) Louisa made a wish that her family stays happy forever.
- (e) Divya is taking rest because she is not feeling well.
- (f) She took her time to get ready.
- (g) She hadn't had a haircut since October.
- (h) I made an excuse to leave the party early.
- (i) I have to do the homework now.

(j) It is time to take a break.

**Q2. Choose the correct option to make appropriate word combinations.(The yellow shaded part are the correct answers)**

(a) Noise

1. Do. 2. Take. 3. **Make**. 4. Have

(b) the dishes

1. **Do**. 2. Take. 3. Make. 4. Have

(c) a haircut

1. Do. 2. Take. 3. Make. 4. **Have**

(d) lunch

1. Do. 2. Take. 3. Make. 4. **Have**

(e) Plans

1. Do. 2. Take. 3. **Make**. 4. Have

(f) business

1. **Do**. 2. Take. 3. Make. 4. Have

**Q3. Read these sentences and look at the underlined words. Rewrite the sentences with the correct combination.**

(a) We should not have a mess in the classroom.

Ans. We should not make a mess in the classroom.

(b) Would you say the dishes after dinner?

Ans. Would you do the dishes after dinner?

(c) Ravi is having a chance with this new house.

Ans. Ravi is taking a chance with this new house.

(d) I do lunch at the canteen.

Ans. I have lunch at the canteen.

(e) Shaan needs to do an effort to improve his grades.

Ans. Shaan needs to make an effort to improve his grades.

**Q4. Read the situation and complete the sentences with the proper combination of words using do,have,make or take.**

**(a) Hari's hair has grown very long. He needs to have a haircut.**

**(b) Rehana has been studying for four hours. She should take rest.**

**(c) Best of luck for the exam. do your best!**

**(d) I make a decision that one day I shall own a sports car.**

**(e) The teacher asked the children to keep quiet because they were making noise.**

**Note :**

- **Do this work in neat and clean handwriting.**
- **Do 15 minutes reading daily**

HARI VIDYA BHAWAN

CHAPTER – 1 (Large Numbers)  
MATHEMATICS (Worksheet–2)  
Class – 5<sup>th</sup>

Date: 9-4-2021

**INSTRUCTION:**

- Please note from now onwards all worksheet should be completed in notebook of respective subjects.
- These worksheets will be considered as your periodic test, marks will be given on completion else you will have to appear for pen paper test once the school reopens.
- Read every topic which will be given in worksheet of the chapter from your course book.
- All the students must purchase course book as it will enable you to understand the chapter.
- Watch the video of Chapter – 1 in the next curriculum app.
- All queries regarding worksheet shall be resolved from 8:00am to 3:00pm.

Q1. Write the number names in figure:

- (1) Eight crore sixty-seven lakh twenty thousand = 8,67,20,000.
- (2) Eighty-five lakh three thousand four hundred five = 85,03,405.
- (3) Thirty-six crore thirty-six thousand thirty-six = 36,00,36,036.
- (4) Fourteen lakh four thousand twenty = 14,04,020.

Q2. Write each number in the place value chart according to the Indian system of numeration.

(a) 48,52,340

Ten Crores (TC)	Crores (C)	Ten Lakhs (TL)	Lakhs (L)	Ten Thousands (Tth)	Thousands (Th)	Hundreds (H)	Tens (T)	Ones (O)
		4	8	5	2	3	4	0

(b) 67,89,088

Ten Crores (TC)	Crores (C)	Ten Lakhs (TL)	Lakhs (L)	Ten Thousands (Tth)	Thousands (Th)	Hundreds (H)	Tens (T)	Ones (O)
		6	7	8	9	0	8	8

(c) 7,87,32,098

Ten Crores (TC)	Crores (C)	Ten Lakhs (TL)	Lakhs (L)	Ten Thousands (Tth)	Thousands (Th)	Hundreds (H)	Tens (T)	Ones (O)
	7	8	7	3	2	0	9	8

Q3. Reverse the order of digits in each number. Write the new number in both numerals and words.

(i)  $35,20,341 = 14,30,253$  - Fourteen lakh thirty thousand two hundred fifty three.

(ii)  $2,34,79,906 = 6,09,97,432$  – Six crore nine lakh ninety-seven thousand four hundred thirty two.

(iii)  $72,01,119 = 91,11,027$  - Ninety-one lakh eleven thousand twenty seven.

**NOTE: Stay home , Stay safe.**