

**HARI VIDYA BHAWAN**

**Worksheet - 2**

**CLASS :- Nursery**

**SUBJECT :- MATHS**

**Topic :-BALLS**

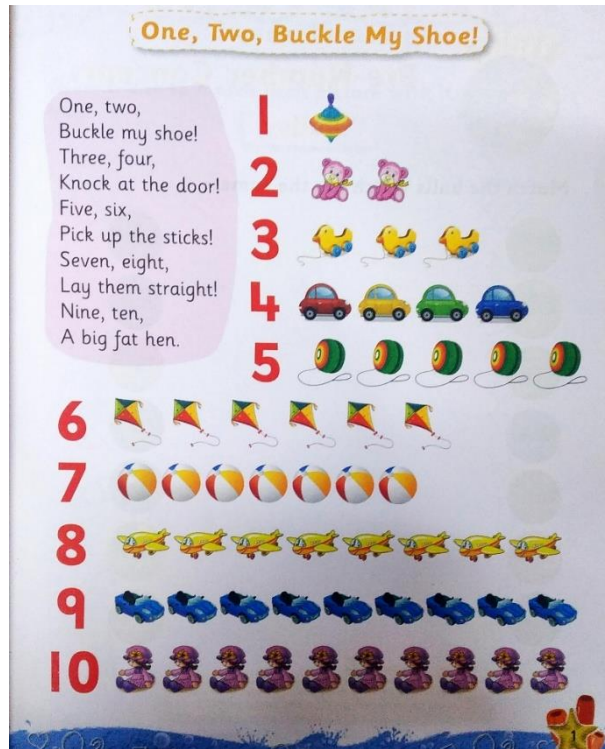
**Date :- 8<sup>th</sup> April 21 / Day :- Thursday.**

**Instructions :-**


- Please note from now onwards all worksheet should be completed in notebook of respective subject.
- These worksheet will be considered as your periodic test, mark will be given on completion else you will have to appear for pen paper test ones the school reopens.
- Read every topic which will be given in worksheet of the chapter from your course book.
- All the students must purchase course books as it will enable you to understand the chapter.
- All queries regarding worksheet shall be resolved from 8:00 am to 1:30 pm.
- Watch the video of chapter -1 given in Pearson App.

**Fun Time**

**NOTE - Dear students sing this Rhyme ( One, Two Buckle My Shoe ) and send video in the class group.**



**Q :- Match the Balls which are the same.**



**HARI VIDYA BHAWAN**

**Worksheet - 2**

**CLASS :- K.G.**

**SUBJECT :- Maths**


**TOPIC :- BACKWARD COUNTING**

**Date :- 8<sup>th</sup> April 21 / Day :- Thursday.**

**Instructions :-**

- Please note from now onwards all worksheet should be completed in notebook of respective subject.
- These worksheet will be considered as your periodic test, mark will be given on completion else you will have to appear for pen paper test ones the school reopens.
- Read every topic which will be given in worksheet of the chapter from your course book.
- All the students must purchase course books as it will enable you to understand the chapter.
- All queries regarding worksheet shall be resolved from 8:00 am to 1:30 pm.
- Watch the video of chapter -1 given in Pearson App.

**Q 1 :- Write backward counting from 10 to 1.**



Q 2 :- What comes **after**.

12

36

40

24

18

39

47

23

49

21

# **HARI VIDYA BHAWAN**

## **WORKSHEET – 1**

**CLASS – 1<sup>st</sup>**

**Subject – Computer**

**Chapter 1 - Computer – A Magic Machine**

**Date : 07/04/21**

### **INSTRUCTIONS:**

- **Please from now onwards all worksheets should be completed in notebook of respective subjects.**
- **These worksheets will be considered as your periodic test mark will be given on computation else you will have to appear for pen paper test once the school reopen.**
- **Read every topic which will be given in worksheet of the chapter from course book.**
- **All student must purchase course book as it will enable you to understand the chapter.**
- **All queries regarding worksheets shall be resolved from 8:00 am to 1:30pm.**

### A. Tick the correct answer.


1. Machine make our work \_\_\_\_\_.

- (a) Boring    (b) Easy     (c) Difficult

2. We can play \_\_\_\_\_ on a computer.

- (a) Machines    (b) Flowers    (c) Games 

3. \_\_\_\_\_ is a smart machine.

- (a) Computer     (b) cloud    (c) Human

### B. Write 'T' for True and 'F' For False statements.

1. Machines are man made things. (T)
2. A Computer can do many things. (T)
3. Manual machines run on electricity. (F)
4. A car is a machine. (T)

# HARI VIDYA BHAWAN

CLASS – 1

SUBJECT – VALUE EDUCATION

WORKSHEET 1

CHAPTER-1

Do this work in your BOOK and NOTEBOOK.

Date – 08/04/2021

## # Instructions:-

- \* Please note from now onwards all worksheet should be completed in Notebook of respective subjects.
  - \* These worksheet will be considered as your periodic test, marks will be given on computation else you will have to appear for pen paper test ones the school reopen.
  - \* Read every topic which will be given in worksheet of the chapter from your course book.
  - \* All students must purchase course book as it will enable you to understand the chapter.
  - \* All queries regarding worksheet shall be resolved from 8:00 a.m. to 1:30 p.m.
  - \* Watch the video of chapter 1 on Next Curriculum app.
-

## IAM SPECIAL

**Question – complete the exercise :**

My name is - \_\_\_\_\_.

I am \_\_\_\_\_ years old.

My favourite animal is \_\_\_\_\_.

My favourite food is \_\_\_\_\_.

I'm really good in \_\_\_\_\_.

My Best friend is \_\_\_\_\_.



My Best friend is very helpful and always share his things with me.

*Everyone is special in their own way.*

**HARI VIDYA BHAWAN**

**CLASS :-2nd**

**SUBJECT :-E.V.S**

**TOPIC :- OUR BODY**

**WORKSHEET - 2**

**Date :- 8th April 21 / Day :-Thursday**

**Instructions :-**

- Please note from now onwards all worksheet should be completed in notebook of respective subject.
- These worksheet will be considered as your periodic test, mark will be given on completion else you will have to appear for pen paper test ones the school reopens.
- Read every topic which will be given in worksheet of the chapter from your course book.
- All the students must purchase course books as it will enable you to understand the chapter.

**All queries regarding worksheet shall be resolved from 8:00 am to 1:30**

## **(BONES AND MUSCLES)**

**Q1-What are the main function of bones?**

Ans- The main function of bones is to give shape and support to our body.

**Q2-Write one difference between muscles and bones?**

Ans- Muscles are soft to touch while bones are hard.

Q3-Write T for true or F for false.

- (a) Regular exercise is important for our body. True
- (b) Muscles are hard to touch. False
- (c) Skin covers muscles and muscles cover bones.  
True
- (d) Our body has more than 600 bones. False

### (POSTURE)

Q1-What do you mean by posture? Write the importance of a good posture?

Ans- posture is the way we position our body while sitting , standing or moving. A good posture help us avoid back or neck pain headache it also makes us look smart.

Q2-Why should we maintain a good posture while walking?

Ans- A good walking posture helps balance our body while walking.

Q3-Write T for true or F for false.

- (a) We should always maintain a good posture.  
True

- (b) Good posture does not help us to avoid backache or neck pain. False
- (c) Good posture boosts our self-confidence. True
- (d) We should always slouch while standing. False

Next curriculum app

**HARI VIDYA BHAWAN**

**CLASS :-2nd**

**SUBJECT :-Maths**

**TOPIC :- Shapes ,lines and shadow**

**WORKSHEET - 1**


Date :- 8<sup>th</sup> April 21 / Day :-Thursday

Instructions :-

- Please note from now onwards all worksheet should be completed in notebook of respective subject.
- These worksheet will be considered as your periodic test, mark will be given on completion else you will have to appear for pen paper test ones the school reopens.
- Read every topic which will be given in worksheet of the chapter from your course book.
- All the students must purchase course books as it will enable you to understand the chapter.

All queries regarding worksheet shall be resolved from 8:00 am to 1:30

**Q-1 How many corners does each shape in the given image have?**



Square

4

Triangle

3

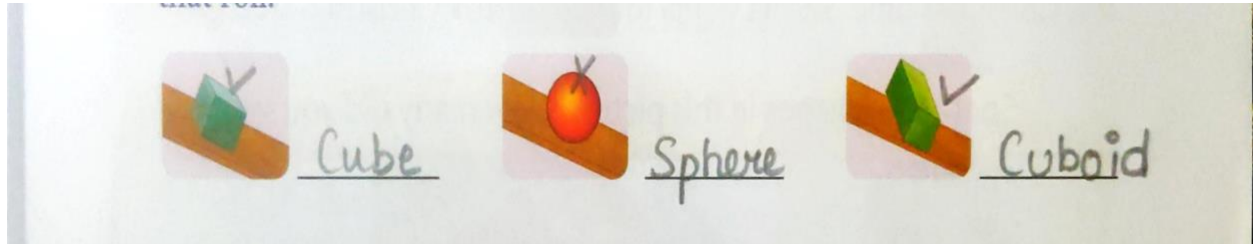
Circle

0

Rectangle

4

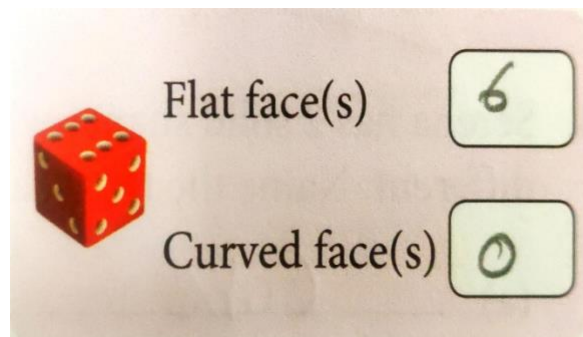
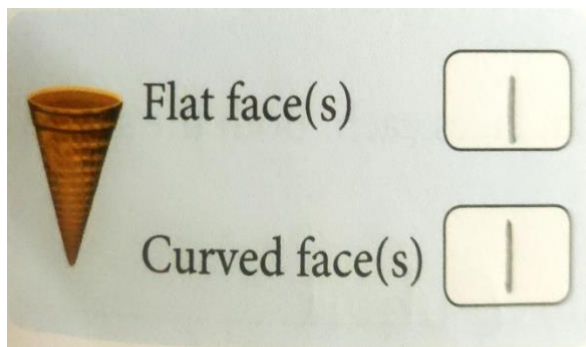
Q-2 Name the shapes . Tick ✓ the ones that slide and cross ✗ the ones that roll.

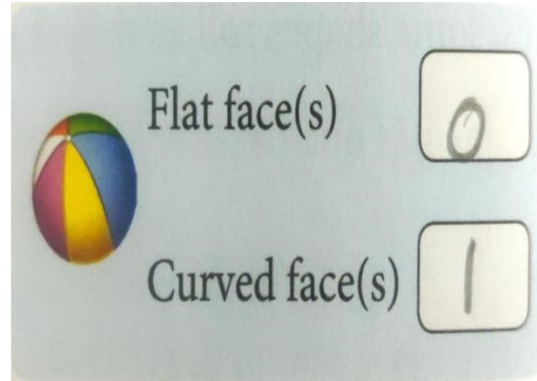
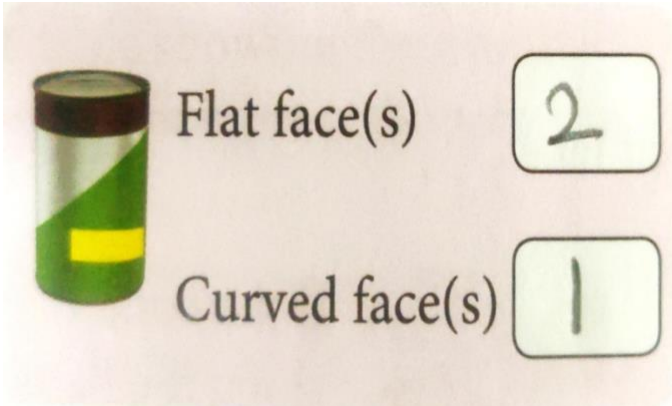


Q-3 Here is a table showing the number of faces of some solid shapes.










Shape	Cone	Cylinder	Sphere	Cube	Cuboid
Number of faces	Flat: 1 Curved: 1	Flat: 2 Curved: 1	Curved: 1	Flat: 6	Flat: 6

Q-3 Write the number of flat and curved surface (s) for the given shapes.





**Q-4 The table show a few objects. Tick  the ones that roll as well as slide.**

(a) <input checked="" type="checkbox"/> 	(b) 	(c) 
(d) <input checked="" type="checkbox"/> 	(e) <input checked="" type="checkbox"/> 	(f) 
(g) <input checked="" type="checkbox"/> 	(h) <input checked="" type="checkbox"/> 	(i) 

**Q-5 Serena has 2 solid shapes with 6 flat each. Both the shapes are different name the two shapes.**

- Cube
- Cuboid

## NEXT CURRICULUM APP



Hari Vidya Bhawan

Class-3

Sub EVS

Chapter -01 (KNOWING MY BODY)

Date – 08/04/21

Work sheet-2

# Instructions:-

\* Please note from now onwards all worksheet should be completed in Notebook of respective subjects.

\* These worksheet will be considered as your periodic test,

marks will be given on computation else you will have to appear for pen paper test ones the school reopen.

\* Read every topic which will be given in worksheet of the

chapter from your course book.

\* All students must purchase course book as it will enable you

to understand the chapter.

\* All queries regarding worksheet shall be resolved from 8 a.m.

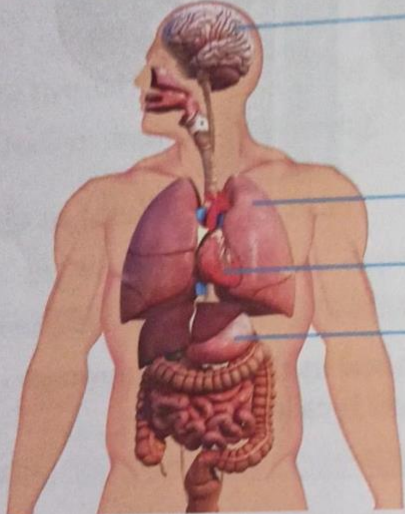
to 3pm.

\* Watch the video of ch-1 from next curriculum app.

**Page no-06**

**Let Us Try**

1. Why does our heart beat faster when we exercise or workout?
2. Identify the internal organs and write their names in the space provided.



1. Brain
2. Lungs
3. Heart
4. Stomach

6 Next Explorers

**Page no-07**

3. Write T for true or F for false.

(a) Our lungs control most parts of our body.

F

(b) Different organs join together to form tissues.

F

(c) The heart pumps blood to all parts of our body.

T

(d) The tongue is a sense organ.

T

HARI VIDYA BHAWAN

CHAPTER – 1 (Shapes)  
MATHEMATICS (Worksheet – 1)  
Class – 3<sup>rd</sup>

Date: 8.04.2021

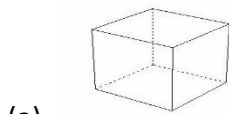
**INSTRUCTION:**

- Please note from now onwards all worksheet should be completed in notebook of respective subjects.
- These worksheets will be considered as your periodic test, marks will be given on completion else you will have to appear for pen paper test once the school reopens.
- Read every topic which will be given in worksheet of the chapter from your course book.
- All the students must purchase course book as it will enable you to understand the chapter.
- Watch the video of Chapter – 1 in the next curriculum app.
- All queries regarding worksheet shall be resolved from 8:00am to 3:00pm.

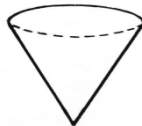
**LET'S LEARN:**

- **Edge: An edge is where two faces meet.**
- **Face: A face is a flat surface.**
- **Vertices: A vertex is a corner where edges meet. The plural is vertices.**

Q1. Count the number of vertices in the given figures:



Ans.(a) 8



(b) 1



(c) 7

Q2. Name two solid shapes that have the same number of edges and vertices:

Ans. Cube and cuboid

Q3. Name the solid shape that has one curved face and two flat faces:

Ans. Cylinder



**Wash your hands regularly.Be safe**

# Hari Vidya Bhawan

( Worksheet - 2)

Subject- English

Class- IV

Chapter - 1

Learning to Share

Date : 8.04.2021

## General Instructions :

- Please note from now onwards all worksheet should be completed in notebook of respective subjects.
- These worksheets will be considered as your periodic test, marks will be given on completion else you will have to appear for pen paper test once the school reopens.
- Read every topic which will be given in worksheet of the chapter from your course book.
- All the students must purchase course book as it will enable you to understand the chapter.
- Watch the video of Chapter - 1 in the next curriculum app.
- All queries regarding worksheet shall be resolved from 8:00am to 3:00pm

## Get Going

### B. Let us read between the lines.

Q1. Write the three adjectives to describe the girls. Explain your choice of adjectives.

Ans. Caring- They were worried about their Mamma and brought gifts for her.

Helpful - They helped the poor woman and her hungry children.

Proud - They felt proud in helping the poor family.

Q2. "She smiled with her eyes full". What does this line mean?

**Ans.** The line "She smiled with her eyes full" means that Mamma was grateful to her daughters who thought about her and brought her gifts instead of shopping for themselves.

**Q3.** Why were the girls quiet for a minute when Mamma asked them to give away their breakfast?

**Ans.** The girls were quiet for a minute when Mamma asked them to give away their breakfast because all of them were feeling very hungry.

**Q4.** Why does the poor lady call Mamma and her girls, angels?

**Ans.** The poor lady calls Mamma and her daughters angels, because they helped her and shared their breakfast with her children.

**Note :**

- Do this work in neat and clean handwriting.
- Do 15 minutes reading daily.

**Hari Vidya Bhawan**

**CLASS-4**

**Sub EVS**

**Chapter -01 (Our Organ System))**

**Date – 08/04/21**

**Work sheet-1**

**# Instructions:-**

- \* Please note from now onwards all worksheet should be completed in Notebook of respective subjects.
- \* These worksheet will be considered as your periodic test, marks will be given on computation else you will have to appear for pen paper test ones the school reopen.
- \* Read every topic which will be given in worksheet of the chapter from your course book.
- \* All students must purchase course book as it will enable you to understand the chapter.
- \* All queries regarding worksheet shall be resolved from 8 a.m. to 3pm.
- \* Watch the video of ch-1 from next curriculum app.

**Page no -01**





1

## OUR ORGAN SYSTEMS

### Highlights

- The organ systems in our body

**Dear Children,**

There are different internal and external organs in our body. Every organ in our body performs different functions, and helps our body work efficiently. We must take care of our organs by eating healthy food and exercising regularly.



### Jump Start

1. Fill in the blanks.

- (a) The brain/hand is located inside the skull. (brain/hand)
- (b) The left lung is slightly smaller than the right lung.
- (c) The heart pumps blood to all parts of our body.
- (d) The stomach is a J-shaped sack.
- (e) The kidney are two bean-shaped organs.


2. Identify these internal organs and write one function for each.


(a)




The name of the organ is brain. The brain controls our voluntary and involuntary actions.



(b)  The name of the organ is stomach. In the stomach, food particles get mixed with digestive juice.

(c)  Name of the organ is heart. Heart pump blood to all parts of our body through a system of blood vessels.

(d)  Name of the organ is kidney. Kidney filters and removes excess salt and water from our body in the form of urine.

Now, tick (✓) what you already know.

Learn



**HARI VIDYA BHAWAN**

**WORKSHEET -1**

**SUBJECT - COMPUTER**

**Class - 5**







**CHAPTER - 1 COMPUTER - (HISTORY AND  
GENERATION)**

**DATE : 07/04/21**

**INSTRUCTIONS:**

- **Please not from now onwards all worksheets should be completed in notebook of respective subjects.**
- **These worksheets will be considered as your periodic test mark will be given on computation else you will have to appear for pen paper test once the school reopen.**
- **Read every topic which will be given in worksheet of the chapter from course book.**
- **All student must purchase course book as it will enable you to understand the chapter.**
- **All queries regarding worksheets shall be resolved from 8:00 am to 1:30pm.**

### A. Tick the correct answer.

1. The first calculating device was\_\_\_\_\_.  
(a) Napier's Bones      (b) Abacus       (c) Pascaline
2. Which calculating device was developed by Gottfried Wilhelm Leibniz?  
(a) Pascaline      (b) Mark I      Step Reckoner 
3. \_\_\_\_\_ is known as the 'Father of Computer'.  
(a) Charles Babbage       (b) Herman Hollerith  
(C) Blaise Pascal
4. The PC – AT was introduced in \_\_\_\_\_.  
(a) 1894      (b) 1984       (c) 1994
5. The Second generation computers used \_\_\_\_\_.  
(a) Transistors       (b) vacuum Tube      (c) IC
6. The \_\_\_\_\_ generation computers are based on Artificial Intelligence.  
(a) First      (b) Third      (c) Fifth 

### B. Write 'T' for True and 'F' for False Statements.

1. Early man used to count with the help of stones, fingers, etc. (T)
2. Herman Hollerith invented 'TABULATING MACHINE' in 1990 (F)

3. Mark I was the first electro – mechanical computer.  
(T)
4. The first-generation computers did not produce lot of heat. (F)
5. The third generation of computers used vacuum tubes. (F)
6. Integrated circuit was used in the fourth generation of computers. (F)

हरि विद्या भवन

कक्षा - 5

कार्यपत्र2

विषय- हिंदी

पाठ- 1 नया मेहमान

दिनांक - 8/4/21

**कार्यपत्रक के निर्देश :-**

1. अब से सभी संबंधित विषयों की वर्कशीट notebook में पूरा किया जाना अनिवार्य है।
2. यह वर्कशीट आपके periodic test के रूप में मानी जाएगी, इसके पूरा होने पर ही आपको अंक दिए जाएंगे अन्यथा स्कूल खुलने पर आपको पेन पेपर टेस्ट देना होगा।
3. हर विषय को पढ़ें जो आपके पाठ्यक्रम की पुस्तक के अध्याय की वर्कशीट में दिया जाएगा।
4. सभी छात्रों को पाठ्यक्रम की पुस्तक खरीदनी चाहिए क्योंकि यह आपको अध्याय को समझने में सक्षम होगी।
5. Next curriculum एप्लिकेशन का वीडियो देखें।
6. वर्कशीट से संबंधित सभी प्रश्नों को सुबह 8:00 बजे से अपराह्न 3:00 बजे तक हल किया जाएगा।

**क) आशय स्पष्ट करें।**

- 1) घर के नाम से मेरे दिमाग में बिजली सी कौंध गई।

उत्तर- इस पंक्ति का आशय यह है कि सन्नी कुमार पिताजी के दोस्त से बात करते समय उन्हें घर का हाल बता रहे थे। तभी उन्हें यह बात याद आ गई कि उनके घर नया मेहमान आया है।

2) मेरे पास पहुंचकर उनके जूते तारकोल की तरह चिपक गए।

उत्तर इस पंक्ति का आशय यह है कि पिताजी के दोस्त सन्नी कुमार के पास रुककर बहुत देर तक बातें करते रहे, घर का हाल जानने में लगे रहे। तब सन्नी को लगा कि मानो उनके जूतों में तारकोल चिपका है जो उन्हें आगे जाने नहीं दे रहा।