


HARI VIDYA BHAWAN  
WORKSHEET – 9 (08.04.2020)  
CLASS – NURSERY  
SUBJECT – ENGLISH

\*NOTE- This worksheet can be done in any rough notebook or any other notebook available at home.

Q1. Trace letter C.



Q2. Colour the Capital "C" with RED colour and small "c" with Green colour.





# HARI VIDYA BHAWAN

WORKSHEET : 1



















CLASS : K.G

SUBJECT : E.V.S

## Chapter 1 - (I Can See Colours)

Date : 08/ 04/ 2020

**Mix these colours in a palette and finger paint in the circles. Then match them to their names.**

	+		=		● brown
	+		=		● pink
	+		=		● orange
	+		=		● green
	+		=		● purple
	+		=		● grey

### PREVENTIVE MEASURES FOR CORONA VIRUS

- Wash your Hands regularly for 20 seconds at least.
- Don't shake Hands
- Do Namaste
- Stay at Homes

**Dear Parents**

This is to inform you that you can make any old , new or extra notebook for Worksheet( Homework).

**Thank you.**

HARI VIDYA BHAWAN

CLASS -1

SUB: (E.V.S) / WORKSHEET -5


**TEST PAPER-1**

DATE: - 8/4/2020

Note: [D/P This is to inform you that you can make any old, new or extra notebook for worksheet.]

**CHAPTER – 1 “MY BODY”**

Q.1 Write the name of sense organs: -



Q.2 Fill in the blanks with help of given words:-

**BABY,**

**CHANGES,**

**ADULT,**

**FOOD,**

**ONE**

a) We grow \_\_\_\_\_ year older on birthday.

b) We begin life as a \_\_\_\_\_.

c) Our body \_\_\_\_\_ as we grow older.

d) We stop growing taller when we become an \_\_\_\_\_.

e) We must eat good \_\_\_\_\_ to grow well.

HARI VIDYA BHAWAN  
Worksheet-3  
Class-1st  
Subject-computer  
CH-1, Computer- A Magic Machine

Date: 8/4/2020

Q1: Write the letter of English alphabet of the given number position. One has been done for you:

3<sup>rd</sup> 15<sup>th</sup> 13<sup>th</sup> 16<sup>th</sup> 21<sup>st</sup> 20<sup>th</sup> 5<sup>th</sup> 18<sup>th</sup>

C O M P U T E R

Q2: Identify the following things. Write 'M' below the man-made things and 'N' below the natural things in the boxes given below:



N



M



N



M



N



M



**HARI VIDYA BHAWAN**

**CLASS-II**

**SUBJECT-EVS**

**TEST-PAPER-1**

**CHAPTER NO-1(OUR BODY)**

**DATE:-08-04-2020**

**Q1) Write 'T' for true or 'F' for false.**

**(a) Muscles are hard to touch. -----**

**(b) Our body has more than 600. -----**

**© We should always slouch while standing.-----**

**(d) We should always maintain a good posture.-----**

**Q2) Answer the following questions:-**

**(a) What is the main function of bones?**

**(b) Write one difference between muscles and bones.**

**© Name and explain the functions of the five sense organs.**

**Q3) Write meaning of the following words.**

**(a) Alignment**

**(b) Fatigue**

**NOTE:-**

- You can do this test paper in any old or new notebook.
- There are videos in the next curriculum app related to this chapter.
- Please watch the videos it will help the students to understand the chapter.
- It will also help to do the worksheets.
- This test paper questions are related to the last four worksheets.






HARI VIDYA BHAWAN  
Worksheet-3  
Class-2<sup>nd</sup>  
Subject-computer  
CH-1, Computer- Its types

Date: 8/4/2020

Q1: Encircle the correct picture of the computer types given below.



Q2: Identify input, process and output while sharpening a pencil.




Sharpened pencil

**OUTPUT**



sharpening

**PROCESS**



pencil

**INPUT**

Hari vidya bhawan

Class -3

Sub: e.v.s (worksheet - 4 )

Ch -1 ( knowing my body)

Date :8-4-2020

A) Answer the following questions :

i) Which is the largest organ of our body?

ii) What is external organs ?

iii) What is internal organs ?

iv) What is the function of kidneys ?

Note :

These question are from between the chapter.

You can do in any copy.

**HARI VIDYA BHAWAN**  
Worksheet-3  
Class-3<sup>rd</sup>  
Subject-computer  
CH-1, Computer –Its working

**Date: 8/4/2020**

**Q1: Application based question:**

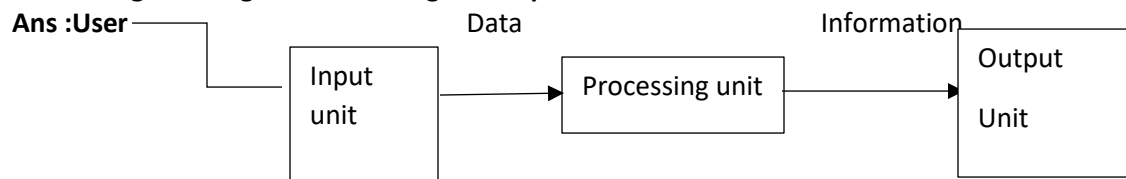
Suman wants to open tux paint, but she is unable to find it menu. Which option will she use?

Ans : A computer system based on IPO cycle.

**Q2:**



**Label the given diagram of working of computer:**



Q3: Tick the correct option.

- a. Your name, address, class, subject-----all represent (Data, Information)
- b. Your report card represent . (Data, Information)

Q4: Question/Answers:

- a. What is computer system?

Ans: A computer is called a computer system as it is not a single machine, but a combination of hardware and software component that work together to perform a task.

- b. Define Data?

Ans: Data is a collection of raw, unorganized facts that includes work, number sounds and images.

- c. Define process?

Ans: Process means an action which is taken by the computer on data to convert it into meaningful information.

**HARI VIDYA BHAWAN**  
Worksheet-3  
Class-4<sup>th</sup>  
Subject-computer  
CH-1, Computer –Its classification

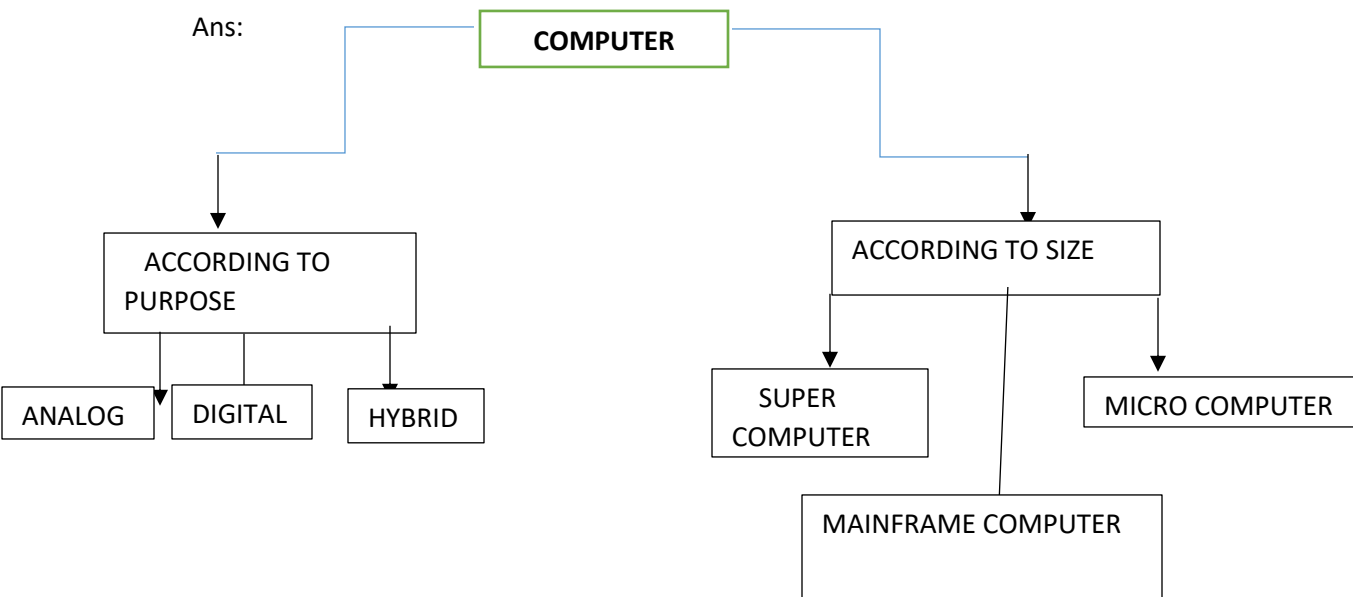
**Date: 8/4/2020**

Q1: What is computer?

Ans: A computer is an electronic machine that takes instruction from us and gives the result after processing them.

Q2: Define the classification of computers?

Ans:



Q3: Define desktop computer?

Ans: A desktop computer is a computer made for use on a desk in schools, homes and offices. A desktop computer is designed in such a way that the computer unit input device, output device.

Q4: What is a laptop computer?

Ans: A laptop computer is also called a notebook. A laptop computer is a small, lightweight computer that you can easily carry from one place to another.

Q5: Define smartphone?

Ans: Smartphone is an internet-enabled phone. In addition to basic phone facilities, it allow you to send and receive e-mail messages

Hari Vidya Bhawan

Class 5<sup>th</sup>

Subject EVS

Work sheet-5

Date:08/04/2020

Q. the type of joints seen in the elbow and hip.

Q2 Which component of the skeletal system protects the brain ,the eyes and the internal ear.

Q.3 Write a short note on ball joint.

Q.4 Write a short note on socket joint.

**HARI VIDYA BHAWAN**  
Worksheet-3  
Class-5<sup>th</sup>  
Subject-computer  
CH-1, Computer –History & Generation

Date: 8/4/2020

**Q1: Answer the following question:**

1. Name the five key features that Charles Babbage used in Analytical Engine.

Ans: The five key features of Analytical Engine are: input device, storage unit, processor, control unit and an output device.

2. What is microprocessor? In which generation is this used?

Ans: A microprocessor is a small chip that does all the processing in a computer. It is used in fourth Generation computer.

3. What are the features of fifth generation computer?

Ans: The main goal of the Fifth Generation computer is to develop the computer that can respond to natural language, and are capable of learning and taking their own decisions.

**Q2: Application Based Question.**

Your father wants to buy a device for your younger brother for learning counting. Which calculating device would you suggest?

Ans: I would suggest 'Abacus'.

**Q3:**

**ACTIVITY SECTION**

**A. Write the name of the inventors and year of inventions:**

	INVENTORS	YEAR
1. Percolines	Blaise Pascal	1642
2. PC-AT	IBM	1984
3. Analytical Engine	Charles Babbage	1833
4. Abacus	Chinese	5000 years ago


**Q4: complete the following table:**

Generation	period	Technology	Example
1 <sup>st</sup>	1946-1958	Vacuum Tube	ENIAC & UNIVAC
2 <sup>nd</sup>	1959-1964	Transistors	IBM 140, MARK III
3 <sup>rd</sup>	1965-1970	Integrated Circuits	IBM 360, CDC
4 <sup>th</sup>	1971 onwards	Microprocessor	IBM 370, Macintosh
5 <sup>th</sup>	Present and Beyond	Artificial Intelligence	Robot


**Q5: Garima has collect the picture of some processing devices used from the first Generation computer to the fourth generation computer. But she has forgotten to write their names. The pictures are given below. Can you name them and tell her in which generation of computer each of them were/ are used?**



**Fourth generation  
Microprocessor chip**



**First generation vacuum  
Tube**



**Third generation integrated  
circuit**



**Second generation Transistor**