


HARI VIDYA BHAWAN
WORKSHEET – 8 (07.04.2020)
CLASS – NURSERY
SUBJECT – MATHS

*NOTE- This worksheet can be done in any rough notebook or any other notebook available at home.

Q1. Write counting 1 page of number 1 & 2.

Q2. Oral counting 1 to 10.

Q3. Colour the picture.




activity pages printable.com

HARI VIDYA BHAWAN

CLASS – KG

SUBJECT – MATHS WORKSHEET

DATE:07/04/20



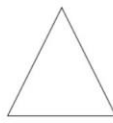
Shapes

I Can Match Shapes

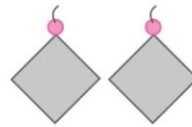
Say the names of the given shapes. Match them to the correct objects.



oval



triangle



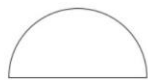
circle



diamond



square



semi-circle



rectangle



star



HARI VIDYA BHAWAN

WORKSHEET : 1

CLASS : K.G

SUBJECT : English

Chapter 1 - (Find Your Partner)

Date : 07/ 04/ 2020

Can you help Pihu find the smaller partner? Colour the answers yellow.

I i j l

J d f j

K r k p

L l d f

M n w m

N e n u

O v o q

P q g p

Q q b d

R r s v

PREVENTIVE MEASURES FOR CORONA VIRUS

- Wash your Hands regularly for 20 seconds at least.
- Don't shake Hands
- Do Namaste
- Stay at Homes

Dear Parents

This is to inform you that you can make any old , new or extra notebook for Worksheet(Homework).

Thank you.

HARI VIDHYA BHAWAN
WORKSHEET- 04
CLASS- I
SUBJECT- MATHS
CH-1 (SHAES AND SPACES)

DATE-7-04-2020

NOTE: (DO IT IN ANY NOTEBOOK)

Q-1. Fill in the blanks:-

- (a) The cube with the letter _____ is at the bottom.
- (b) The cube with the letter _____ is at the top.
- (c) The cube with letter N is _____ the letter M.
- (d) The cube with the letter O is _____ the letter P.

Q-2. Draw straight line :-

Q-3. Draw curved line:-

HARI VIDYA BHAWAN
WORKSHEET -03
CLASS-I
SUBJECT – ENGLISH
CH-1 (LET’S GET READY)

DATE-7-04-2020

NOTE: (DO IT IN ANY NOTEBOOK)

Q-1. Write the things starting with these letters:-

i. K -----

ii. L -----

iii. M -----

iv. N -----

v. O -----

vi. P -----

Q-2. Write the name of the pictures:-




shutterstock.com • 630887540






shutterstock.com • 525738937




Hari Vidya Bhawan
Class-2
Sub-maths
Ch-1 shapes, lines and shadows
Worksheet-4
Date- 07-04-2020

Q.1 Match the following.



Q.2 Match the following animals with it's shadow.



Q.3 Draw the picture of any objects and it's shadow.

Note: students can do worksheet in any notebook.

HARI VIDYA BHAWAN
WORKSHEET -NO -3 (With Answers)
CHAPTER NO-1(EMILY MAKES FRIENDS)
SUBJECT-ENGLISH
CLASS-II

DATE:-07-04-2020

Q1) Join the sentences using and, but ,or.

(a) Rimi bought a pen. Rimi bought a pencil.

Ans:- Rimi bought a pen and a pencil.

(b) Rimi wrote a letter. She did not post it.

Ans:-Rimi wrote a letter but she did not post it.

© Do you want milk? Do you want fruit juice?

Ans:- Do you want milk or fruit juice?

(d) I had milk. I had bread.

Ans:- I had milk and bread.

Q2) Select the correct option to complete these sentences.

(a) When did you come ----- (?/!)

Ans:- ?

(b) What a nice home ----- (?/!)

Ans :- !

© Wow, that was a great play ----- (?/!)

Ans:- !

(d) You are the best dog in the world ----- (?/!)

Ans:- !

(e) Who said you are not special ----- (?/!)

Ans:- ?

Note :- You can do this work in any notebook.

HARI VIDYA BHAWAN
CHAPTER – 1 (Shapes)
MATHEMATICS (Worksheet– 5)
Class – 3rd

Date: 07-04-2020

Q1. How many squares are there in tangram set?



Q2. How many triangles are there in tangram set?



Q3. Make tangram pieces from a coloured sheet of paper and try to make any shape from these pieces. Paste the shape in your notebook. Write the number of edges and corners of the shape.

Note: You can do this worksheet in any notebook.

HARI VIDYA BHAWAN

CH-1 (PLAYTIME)

ENGLISH (WORKSHEET NO - 3)

CLASS-III

DATE- 7-4-2020

(NOTE: PLEASE DO THIS WORKSHEET IN THE NOTEBOOK WHETHER IT IS OLD OR NEW ,BUT PLEASE DO IT THE NOTEBOOK. NOT IN A REGISTER .THIS IS THE HUMBLE REQUEST TO ALL OF YOU)

Q1. Read the Vocabulary junction and answer the following question:

The word **sweeten** is formed by adding the letters **-en** at the end of the word **sweet**. **Sweet** is an adjective, but **sweeten** is a verb. The letters **-en** are added to some adjectives to form verbs.

A) Form verbs from these adjectives by adding the **-en**.

1.Sweet-

2.Bright -

3.Soft-

4.Dark-

5.Black-

Q2. Change these verbs to adjectives by adding the suffix **-able**.

1.Eat -

2.Do-

3.Wash -

4.Enjoy -

5.Break-

Q3. Write five words by adding -ed at the end.

Q4. Define Noun with examples.

Q5. Write five lines on your "Favourite subject".

HARI VIDYA BHAWAN
CLASS-4
SUBJECT – MATHEMATICS
Ch-1 LARGE NUMBERS (EX-1.2)
WORKSHEET No.4

Date: 07-04-2020

Q1) Compare the numbers and Put the correct sign ($<$, $>$ and $=$)

a) 34,568 _____ 34,568

b) 76,809 _____ 2,32,556

c) 7,65,789 _____ 7,56,879

d) 2,57,834 _____ 2,57,384

Q2) Choose the correct option:-

a) Which of these numbers come between 1496 and 1946?

i) 1469

ii) 1694

iii) 1964

iv) 1466

b) The population of a Palampur is 56,456 while that of Pankh Nagar is 1,56,456 . Which place has lesser population?

i) Palampur

ii) Pankh Nagar

Q3) Arrange the numbers in ascending order :-

a) 91,977 , 99,977 , 71,997 , 71,799 , 19,977

b) 5,20,694 , 5,20,946 , 5,91,046 , 4,60,095 , 4,06,590

Q4) Arrange the number in descending order:-

a) 31,067 , 30,167 , 36,170 , 37,016 , 31,670

b) 8,90,568 , 9,08,658 , 9,06,858 , 9,05,688 , 8,06,588

FUN TIME

Make an Art by Spray painting with your old tooth brush.



NOTE:- STUDENTS CAN DO THEIR WORKSHEET IN ANY
COPY OR ROUGH COPY.

Hari Vidya Bhawan

Subject- English (worksheet - 7)

Class- IV

Chapter - 1

Learning to share

Date : 7.04.2020

Vocabulary Junction

(Topic - Abstract noun, concrete noun)

Definition : Noun is a name of a person, place, thing or animal. Here are some examples: man, office, town etc.

Abstract noun: Noun that name things that one can feel about, but cannot see, hear or touch.

Ex: hunger, happiness, fear etc.

Concrete noun : Noun that name things that we can see, hear, smell or touch.

Ex: book, flower, tea etc.

Q1. Read the sentences. The words in bold are nouns. Write **C** if the noun is **concrete** and **A** if the noun is **abstract**.

- (a) He dropped the ball in the **pool**.
- (b) He shivered in **fear**.
- (c) Birbal is famous for his **wisdom**.
- (d) She searched everywhere for the **dog**.
- (e) The baby cried in **hunger**.

Q2. Complete the table writing the synonyms and antonyms of these abstract noun.

Word	Synonyms	Antonyms
Happiness		
Freedom		
Courage		
Love		

Q3. Unscramble the words to form abstract nouns.

- (a) RAVERBY -
- (b) GESRNHTT -
- (c) GEANR. -
- (d) PIERD. -
- (e) YCSITRIOU.-
- (f) HEGNUR. -

(g) VELO. -

Creative writing

- Share your experience on ' PM Modi's 9pm 9 minutes initiative'.(5 to 10 lines)

Note : You can make any old , new or extra notebook for Worksheet(Homework)

HARI VIDYA BHAWAN

CHAPTER – 1 (Large Numbers)
MATHEMATICS (Worksheet – 5)
Class – 5th

Date: 07-04-2020

Q1. Arrange these numbers in **descending order**.

- | | | | |
|---------------|-------------|-------------|--------------|
| (a) 98,93,383 | 9,89,98,833 | 89,38,833 | 8,99,89,338 |
| (b) 25,25,525 | 2,55,22,225 | 2,55,22,552 | 25,52,25,225 |
| (c) 2,671,126 | 26,176,621 | 6,271,176 | 62,167,162 |

Q2. Use the given digits to form the **largest 7-digit number** without repeating the digits.

- (i) 1, 3, 0, 2, 4, 8, 6
- (ii) 2, 4, 7, 1, 6, 5, 8
- (iii) 5, 8, 3, 9, 6, 1, 0

Q3. Use the given digits to form the **smallest 8-digit number**. You may repeat the digits. Each digit needs to be used at least once.

- (i) 1, 0, 2, 9, 3, 5, 6
- (ii) 8, 2, 0, 3, 6, 4, 5
- (iii) 3, 1, 4, 0, 8, 5, 2

Q4. Draw a spray painting or a scenery of your choice.

Hari Vidya Bhawan

Subject- English (Worksheet - 7)

Class- V

Chapter - 1

Louisa's Story

Date : 7.04.2020

Vocabulary Junction **(Topic - Word combinations)**

Definition - There are certain words and phrases in English that occur very frequently together or express a particular meaning.

For example: **set the table** means to actually set the table for breakfast.

Here are few phrases more such with the verbs **do,have,make and take**.

Q1. Read the sentences and underline the words that go together to make a particular meaning.

- (a) The teacher asked us not to make mistakes.
- (b) Mother asked me to do the dishes.
- (c) I have made up my mind about joining this college.
- (d) Divya is taking rest because she is not feeling well.
- (e) She took her time to get ready.

Q2. Choose the correct option to make appropriate word combinations.

(a) Noise

1. Do. 2. Take. 3. Make. 4. Have

(b) the dishes

1. Do. 2. Take. 3. Make. 4. Have

(c) a haircut

1. Do. 2. Take. 3. Make. 4. Have

(d) lunch

1. Do. 2. Take. 3. Make. 4. Have

(e) Plans

1. Do. 2. Take. 3. Make. 4. Have

(f) business

1. Do. 2. Take. 3. Make. 4. Have

Q3. Read these sentences and look at the underlined words. Rewrite the sentences with the correct combination.

- (a) We should not have a mess in the classroom.
- (b) Would you say the dishes after dinner?
- (c) Ravi is having a chance with this new house.
- (d) I do lunch at the canteen.
- (e) Shaan needs to do an effort to improve his grades.

Q4. Read the situation and complete the sentences with the proper combination of words using **do, have, make or take**.

- (a) Hari's hair has grown very long. He needs to _____
- (b) Rehana has been studying for four hours. She should _____
- (c) Best of luck for the exam. _____!
- (d) I _____ that one day I shall own a sports car.
- (e) The teacher asked the children to keep quiet because they were _____.

Creative writing

- Share your experience on ' PM Modi's 9pm 9 minutes initiative'.(5 to 10 lines)

Note : You can make any old , new or extra notebook for Worksheet(Homework).