

**HARI VIDYA BHAWAN**

**CLASS :- Nursery**

**SUBJECT :- ENGLISH**

**TOPIC – LETTER - A**

**WORKSHEET :- 6**

**Date :- 1<sup>th</sup> May 21 / Day :- Saturday**

**Instructions :-**

- Please note from now onwards all worksheet should be completed in notebook of respective subject.
- These worksheet will be considered as your periodic test, mark will be given on completion else you will have to appear for pen paper test ones the school reopens.
- Read every topic which will be given in worksheet of the chapter from your course book.
- All the students must pue course books as it will enable you to understand the chapter.
- All queries regarding worksheet shall be resolved from 8:00 am to 1:30 pm.
- Watch the video of Topic – Letter - A given in Pearson App.

**Fun time**

Aa

## Who Gets the Apple? Story for /a/

Note: All the stories to be read out by the teacher

Annie the ant finds an apple on a tree. She wants to eat it. She tries to pluck the apple, but it is too heavy. It falls.



What happens to the apple?



When Annie goes down, she sees Ally the Alligator eating the apple.

Annie gets angry.

How does Annie feel when she sees Ally eating the apple?

'Hello!' says Ally. 'How are you?' But Annie doesn't reply. She is angry. 'Here, take it. This is your apple,' says Ally.

How does Ally greet Annie?



Why is Annie happy in the end?

Annie smiles and says, 'Hi! My name is Annie. Let us share the apple.'

### Up for Discussion


- ✦ **New Vocabulary:** ant, apple, alligator, angry, eat, pluck
- ✦ **Questions:** Where does Annie find the apple? What does Annie see when she goes down the tree? Is the apple too heavy for Annie? What is heavy or light for you? Should we eat someone's food without permission? What should Annie say to Ally when Ally gives her back her apple? Children may use their mother tongue to answer the questions. Repeat in English for them and the class to hear.

### Lessons for Life

- ✦ Politeness
- ✦ Generosity

# Activity

Read and colour.




**Note :-**

- **Make this activity in your ENGLISH notebook.**
- **After complete this activity , send activity picture it in your class group in Monday.**

**LEARNING TIME**

Circle the pictures that begin with the letter a. Trace and write a.



a a a a a a

a a a a a a

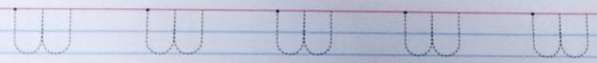





a a a a a a

a a a a a a

a a a a a a

a a a a a a

Trace and write.



Note – Do page no – 15 in your English Application Book – A.

**HARI VIDYA BHAWAN**

**CLASS :-K.G.**

**SUBJECT :- ENGLISH**

**TOPIC :-SHORT VOWEL 'a'**

**WORKSHEET – 6**

**Date :- 1<sup>st</sup> May 21 / Day :- SATURDAY**

**Instructions :-**

- Please note from now onwards all worksheet should be completed in notebook of respective subject.
- These worksheet will be considered as your periodic test, mark will be given on completion else you will have to appear for pen paper test ones the school reopens.
- Read every topic which will be given in worksheet of the chapter from your course book.
- All the students must purchase course books as it will enable you to understand the chapter.
- All queries regarding worksheet shall be resolved from 8:00 am to 1:30 pm.
- Watch the video of Topic – SHORT VOWEL 'a' given in Pearson App.

**ACTIVITY TIME**

**Note – Take your activity in your hand, then click a picture and send it in your class whatsapp group.**



bag

hat

pan

cat

man

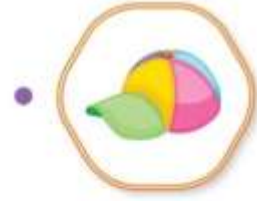
tap

bat

fan

van

cap



**Note – Make this activity in your English notebook.**

**LEARNING TIME**

Read, trace and write.

bag

jam

ram

yam


nap


tap


map


cab


Look at the pictures and write their names.


 map


 bag


 tap

 car

 jam

 nap

 ram

 yam

**NOTE – Do this work in your Application book – A and notebook..**

